



Berner Fachhochschule
Haute école spécialisée bernoise
Bern University of Applied Sciences

Fit for BIM

digital integration in the building process

Thomas Rohner

Professor for Timber Construction and BIM

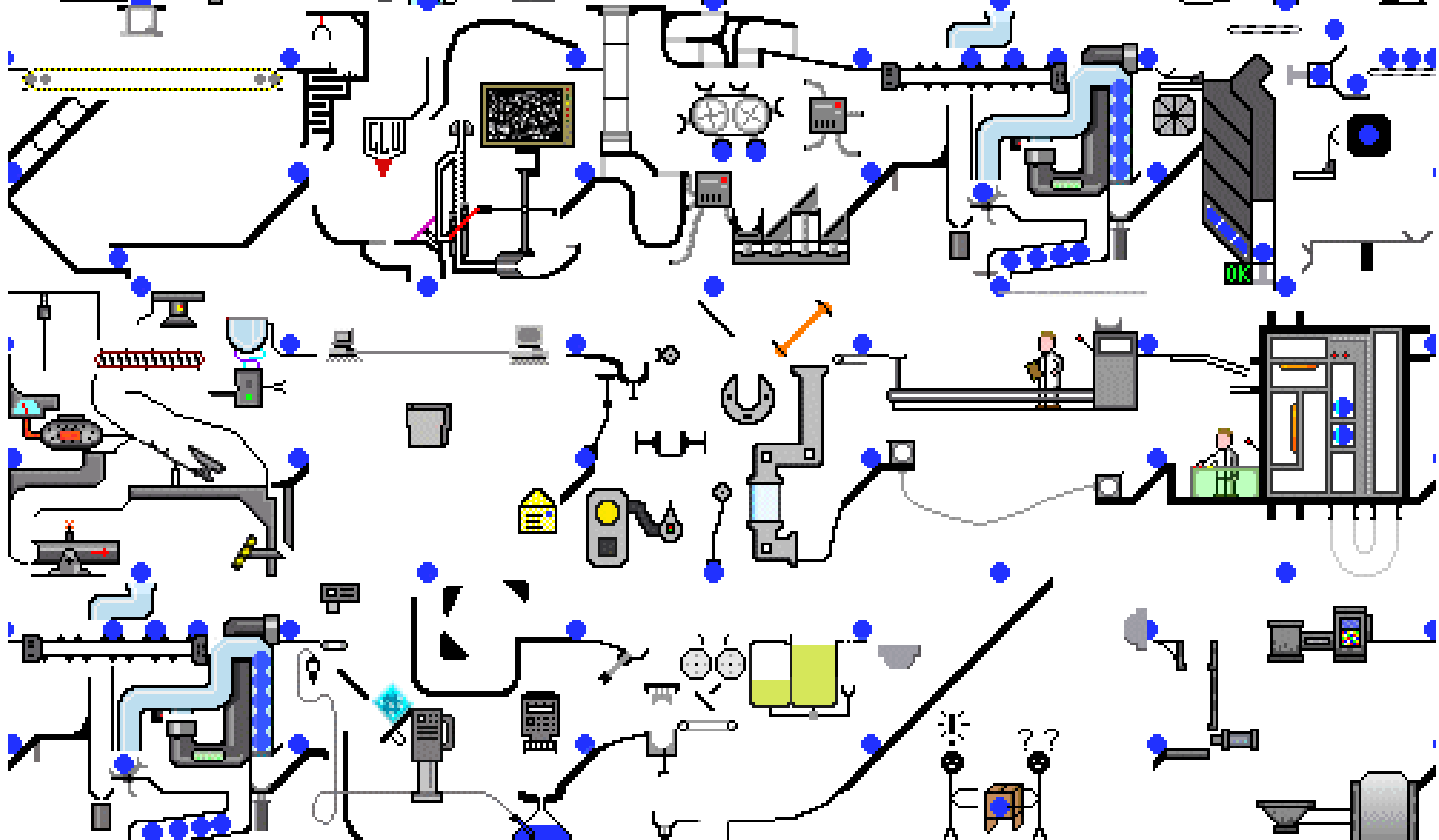
- ▶ 18.10.2017, Malmö, “Ingenjörsmässigt byggande i trä”

Thomas Rohner

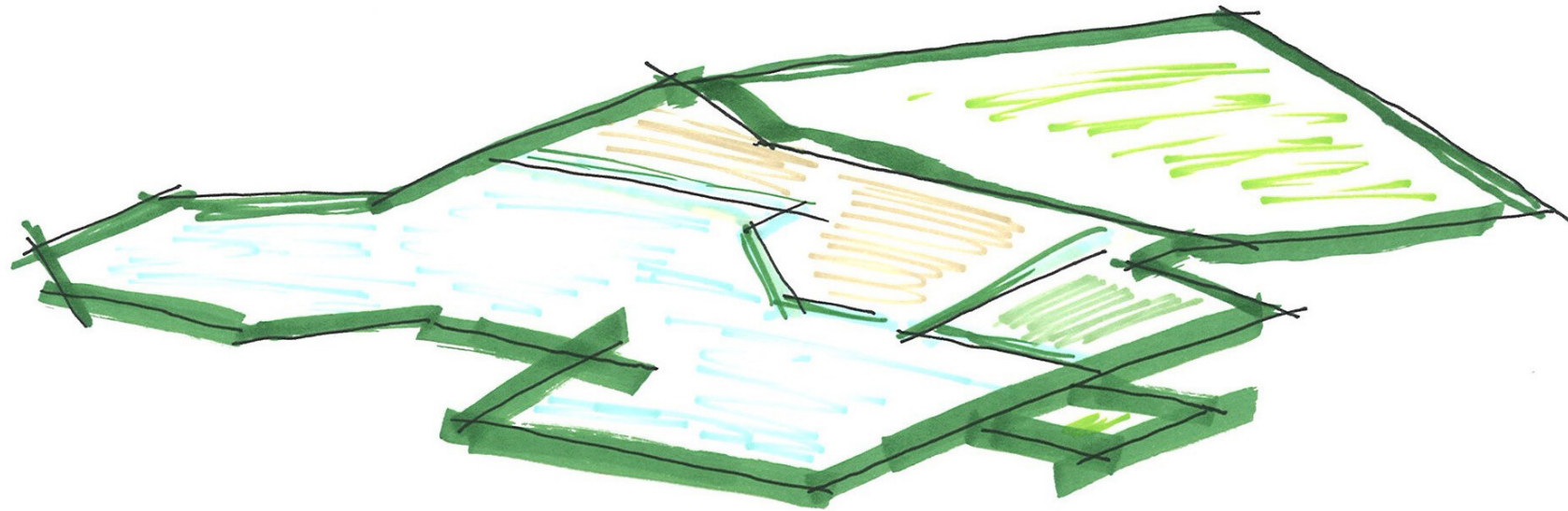
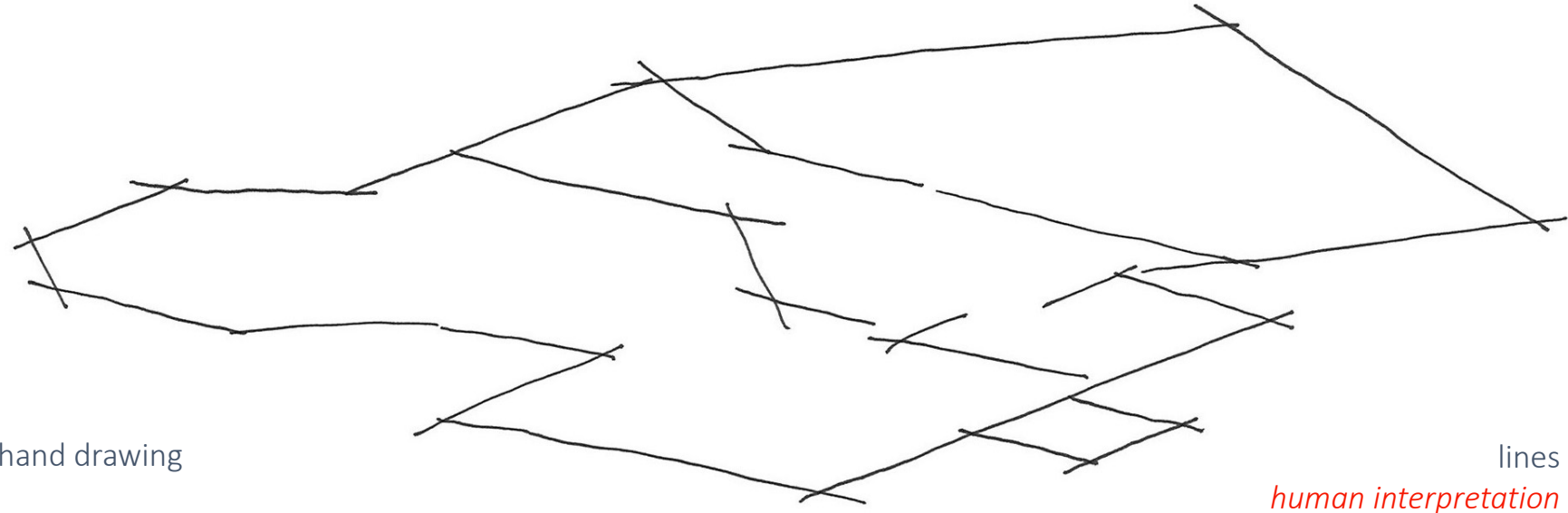
- Professor for Timber Construction, Bern University
- CEO & Integration Coach Kuratle Group
- Research coordinating body FOEN
- BIM-Service Provider, Coach
- Member Bauen digital Schweiz
- Member of the Central Committee timber Switzerland
- Member of board Création Holz AG
- Member of CEI-BOIS Roadmap 2010
- shareholder cadwork informatik AG
- Engineer FH for wooden constructions
- Carpenter



Curriculum vitae

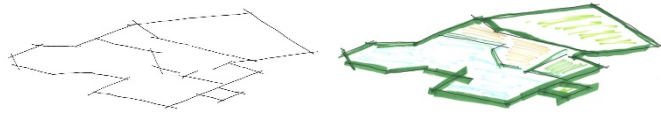


From 2D to 3D



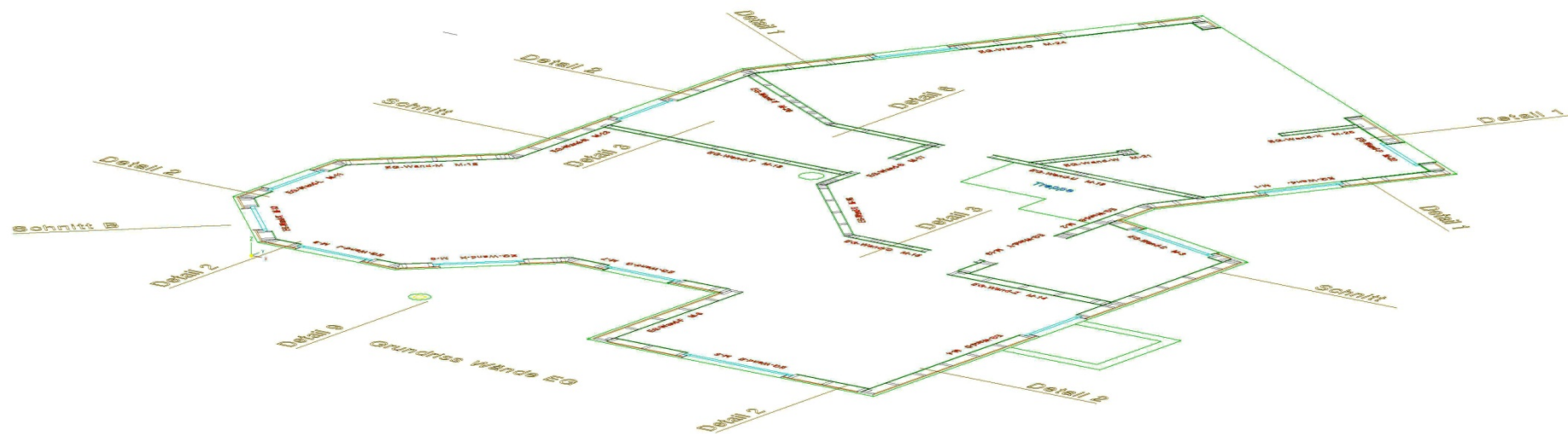
The line

From human drawn line to digital line

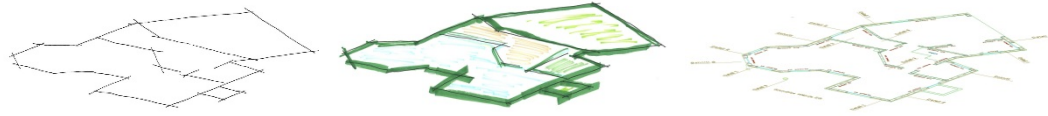


line – digital lines

digital lines
human interpretation

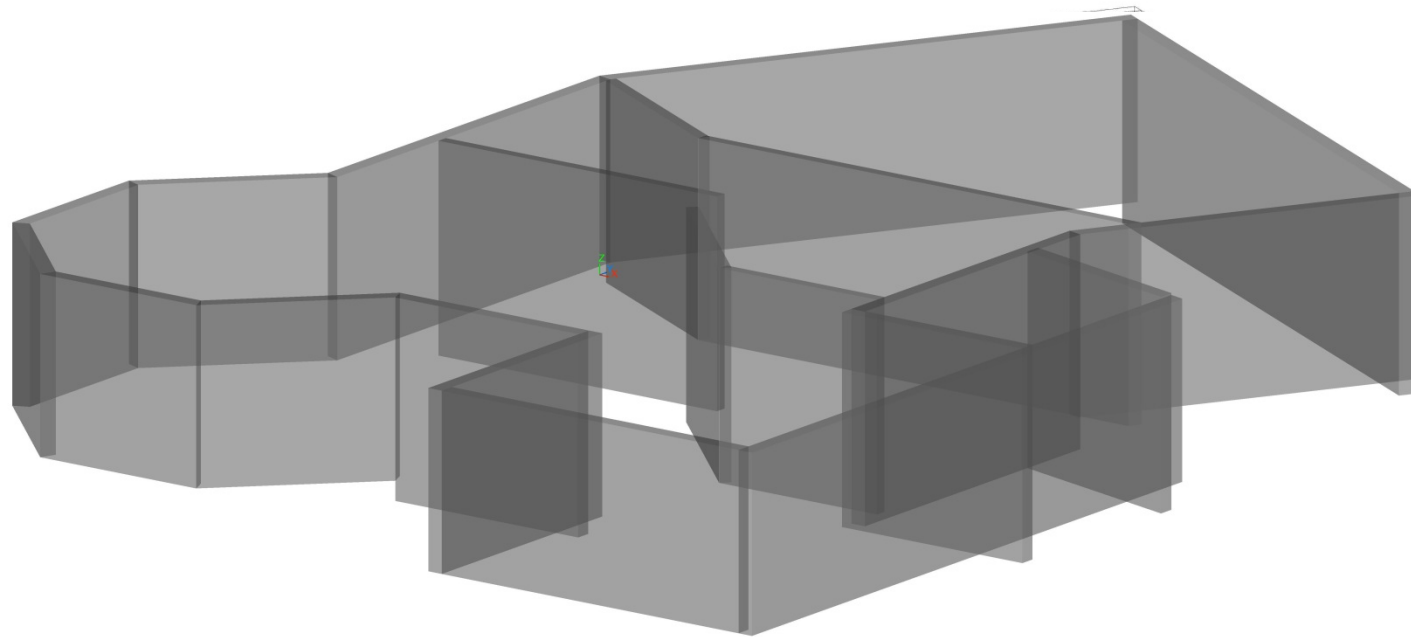


From lines to surfaces to volumes



Volumes & surfaces

volumes & surfaces
building
shape & form

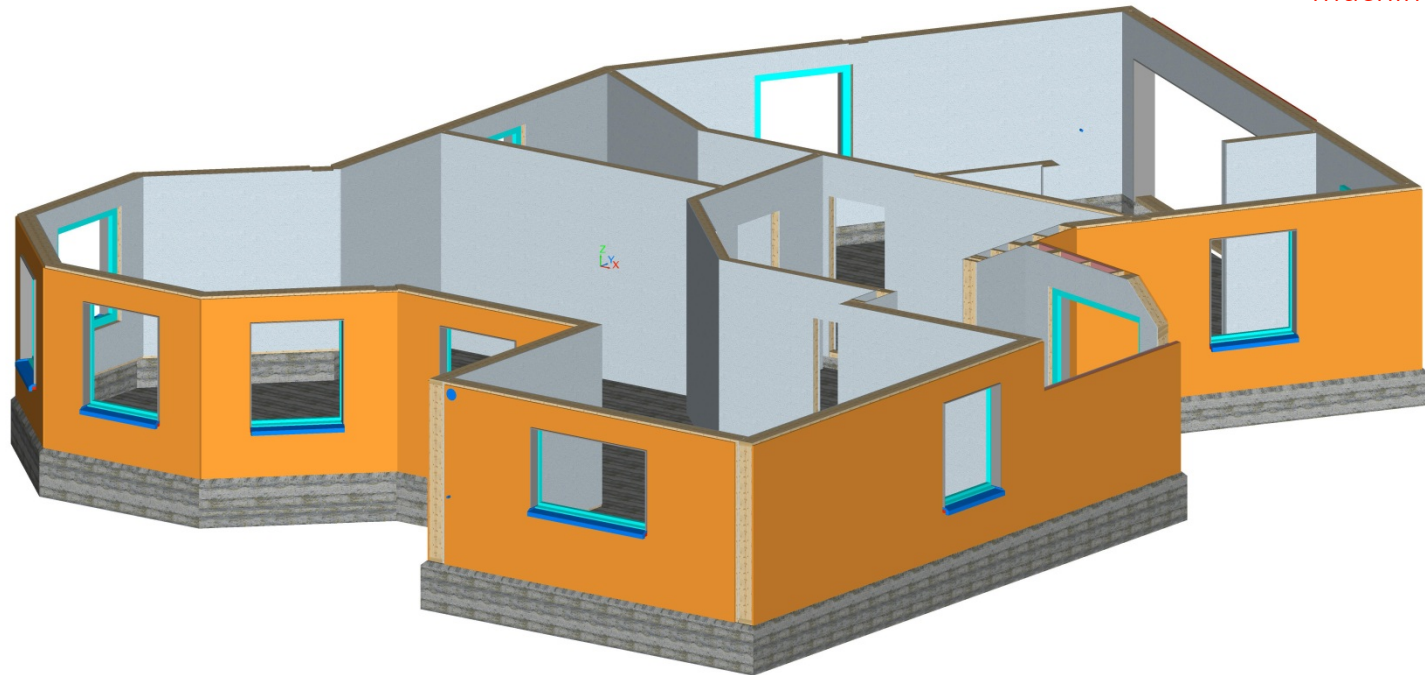


Digitai Information model



Digital objects & components

digital objects & components
properties, relations
machine interpretations



FM
Facility management
LC-BIM-Strategy
QM Manuals
BIM as build
Maintenance
Plans & Technicals
Support

7D

SUSTAINABILITY
Energy
LEED
Materials

6D

ESTIMATION
Costs
Processes
Monitoring
Commodities
Pre-fabrication

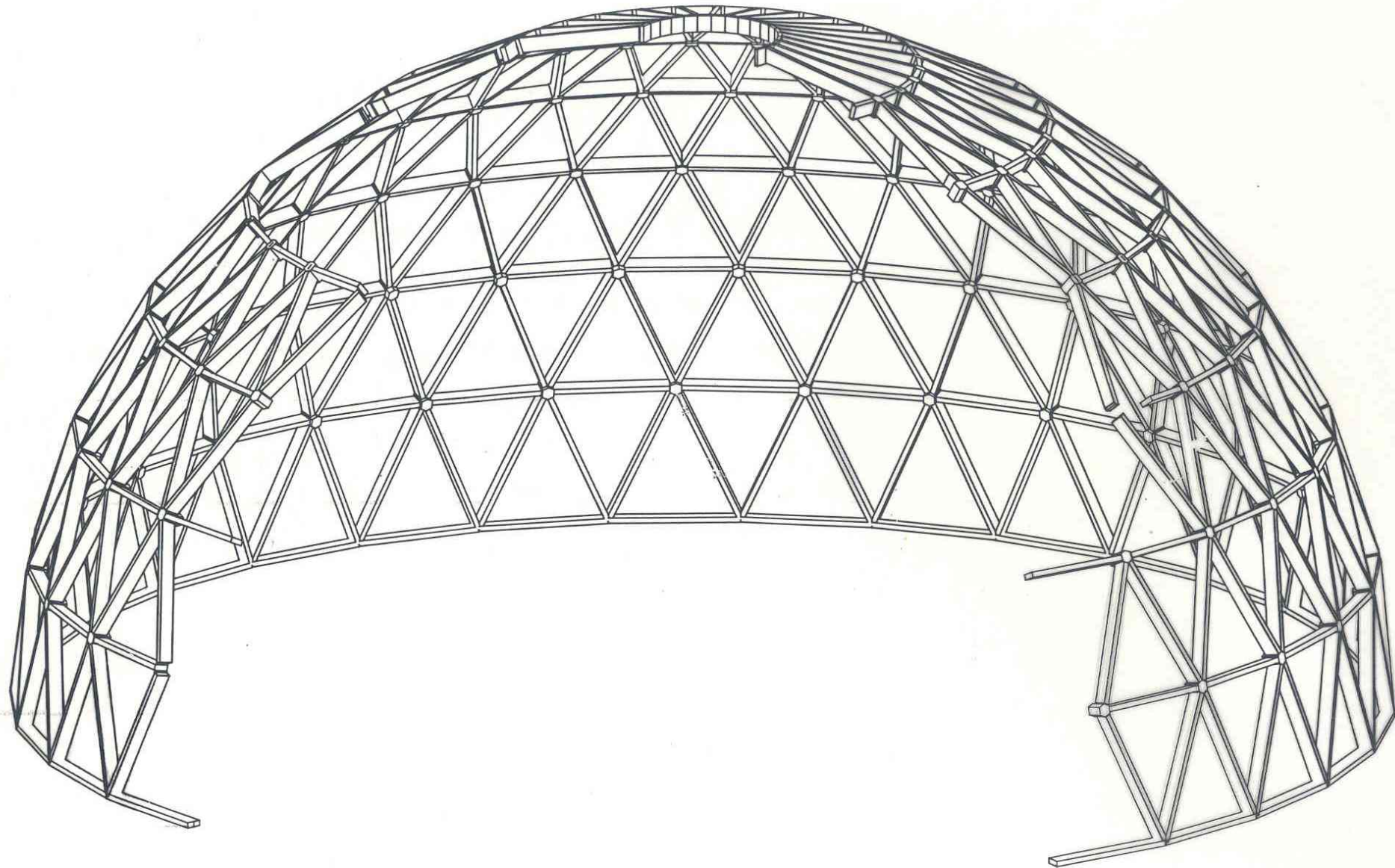
5D

SCHEDULING
Time axis
Project phase
Simulation
Visualisation
Cashflow
Monitoring

4D

MODEL
Specialised
information mode
Geometry
Production
BIM-driven
prefabrication

3D



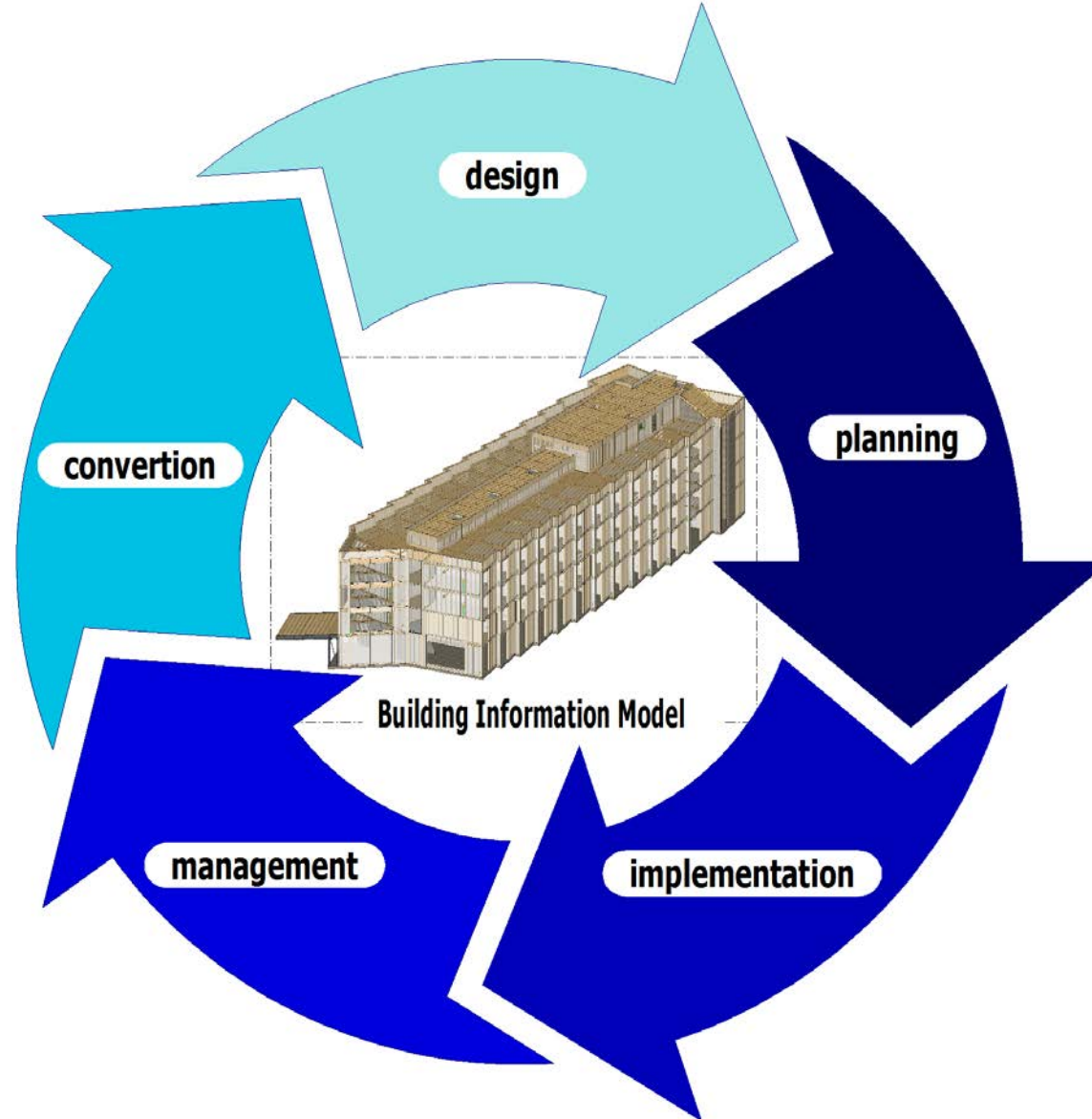
unites : (M)
AXO OBS PT.VIS
x 576.66 0.00
y -771.95 0.00
z 267.50 0.00

cadwork 3D
VER

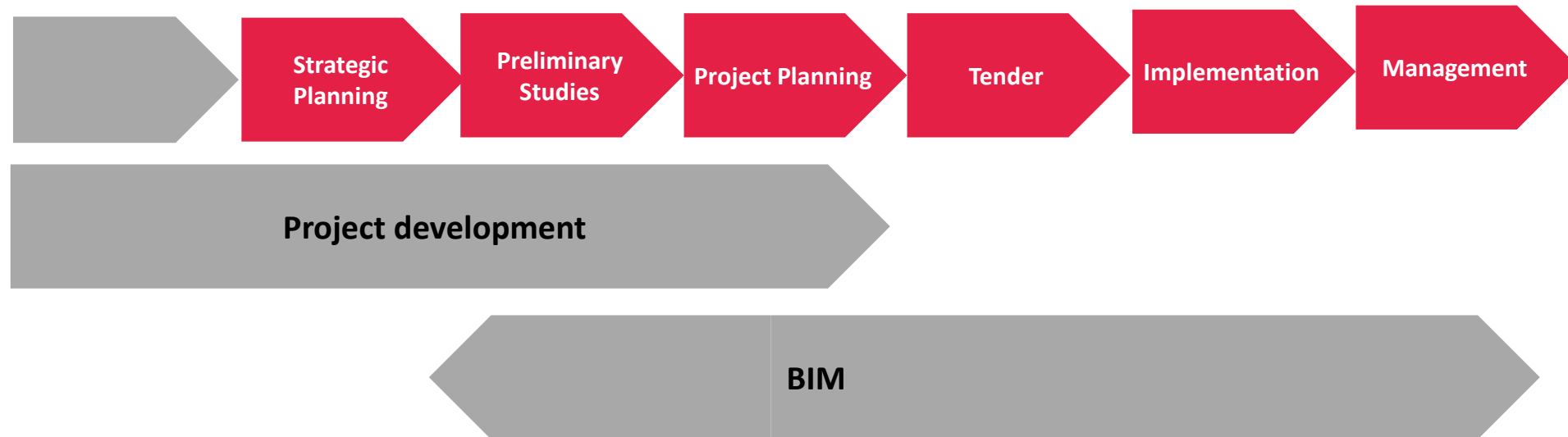
date : 9-FEB-90
des. :
mod. :
Plan No:


Building Information Modeling

Connecting all relevant meta data with a geometric element.



When BIM ?





Virtualization of the building industry

We will simulate the whole of the building process virtually (cradle to cradle)




Error rate in the building industry: xx%

If we did not make any mistakes, our buildings would cost xx% less.


Repeat effect in the building industry: xx%

Surveys of practice reveal much more potential.





Centre national sportif et culturel - Kirchberg



digital twin



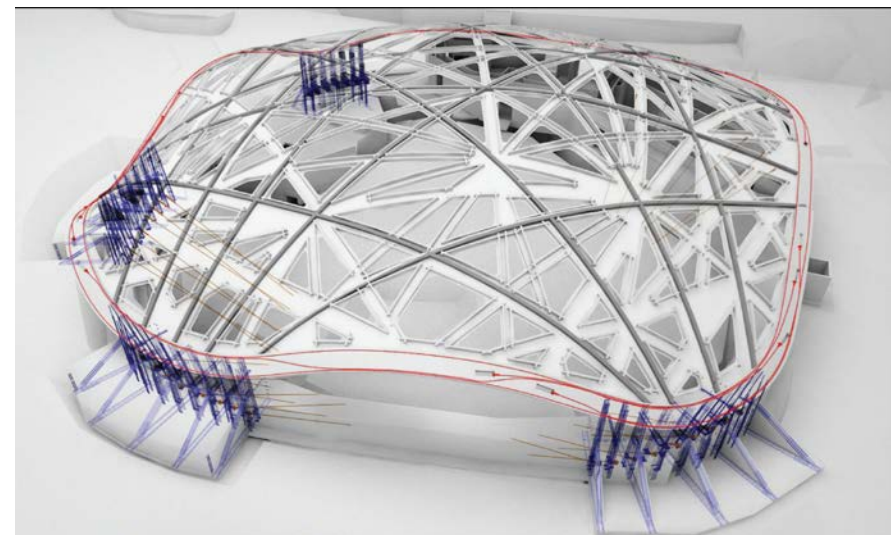
Centre Pompidou 2010

Shigeru Ban
作品づくりと社会貢献の両立を目指して



Shigeru Ban
作品づくりと社会貢献の両立を目指して





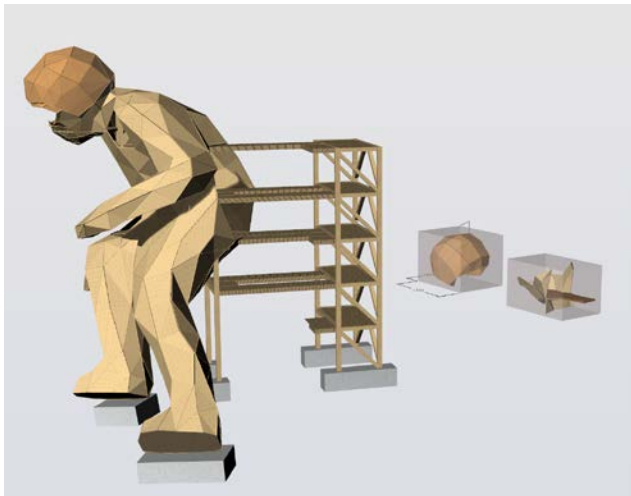
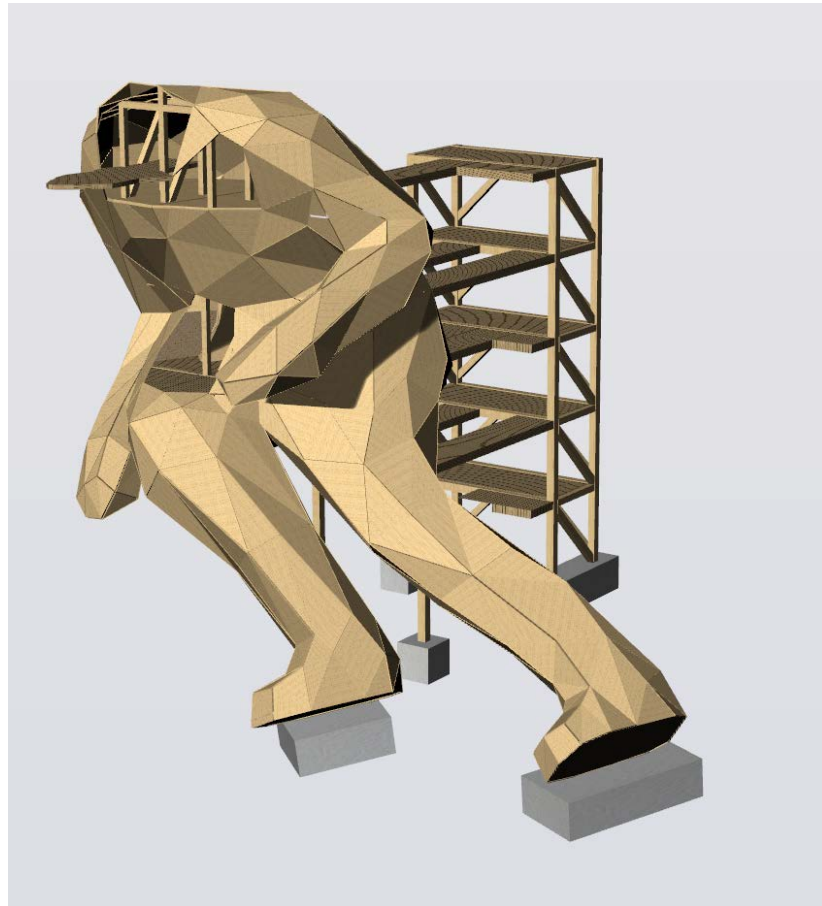
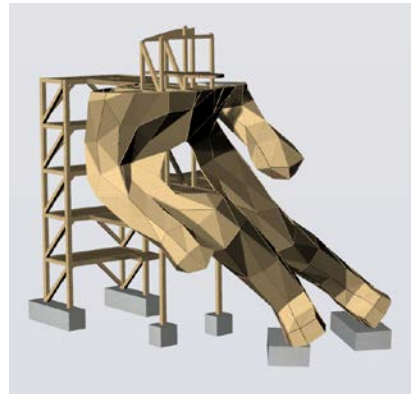
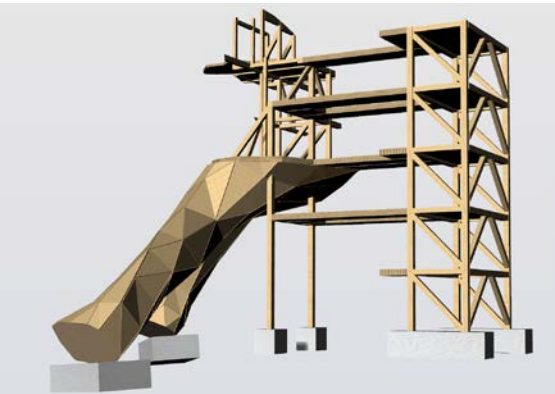
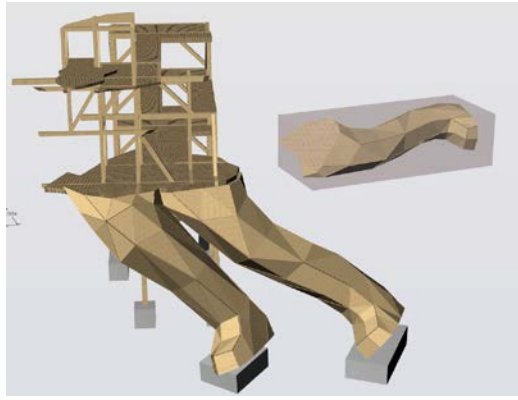

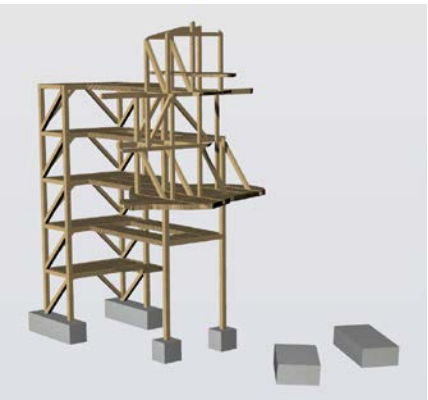
Elephant House Zoo Zürich
Markus Schietsch Architekten

I-Park by Helen&Hard 2012









création
holz

A. FREUND HOLZBAU GMBH

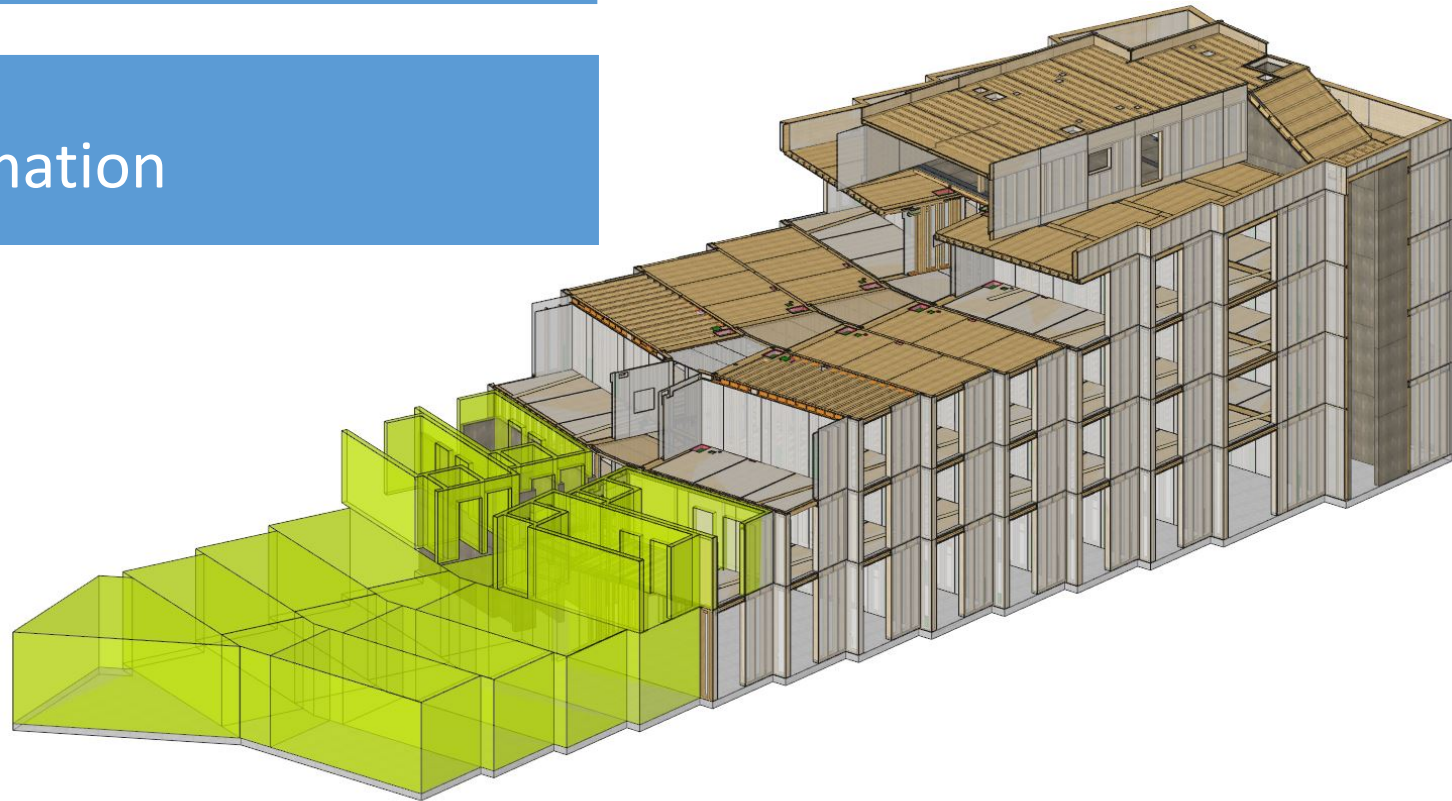
design
to
production

Level of Detail

LOD Level of Development

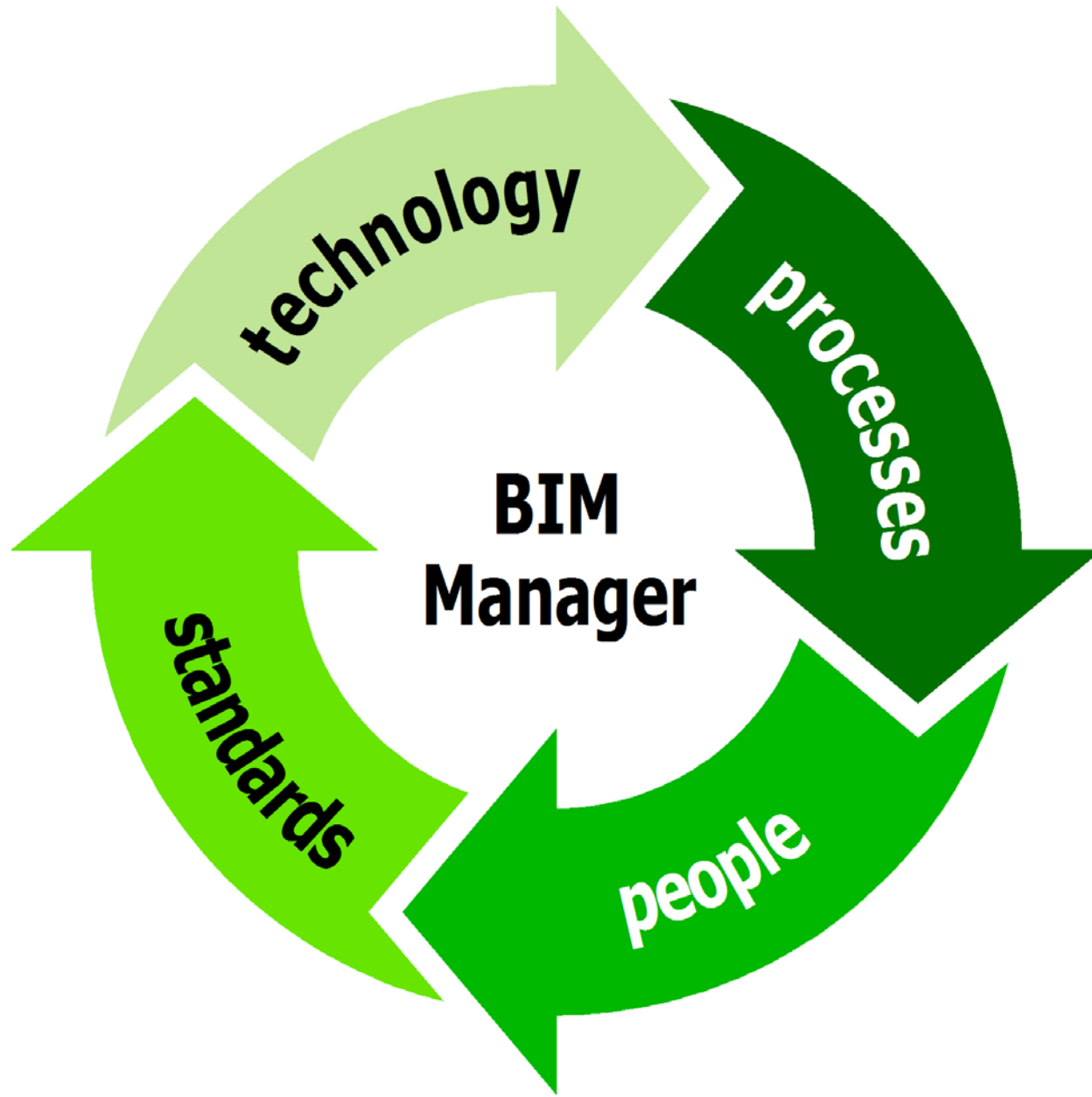
LOG Level of Geometry

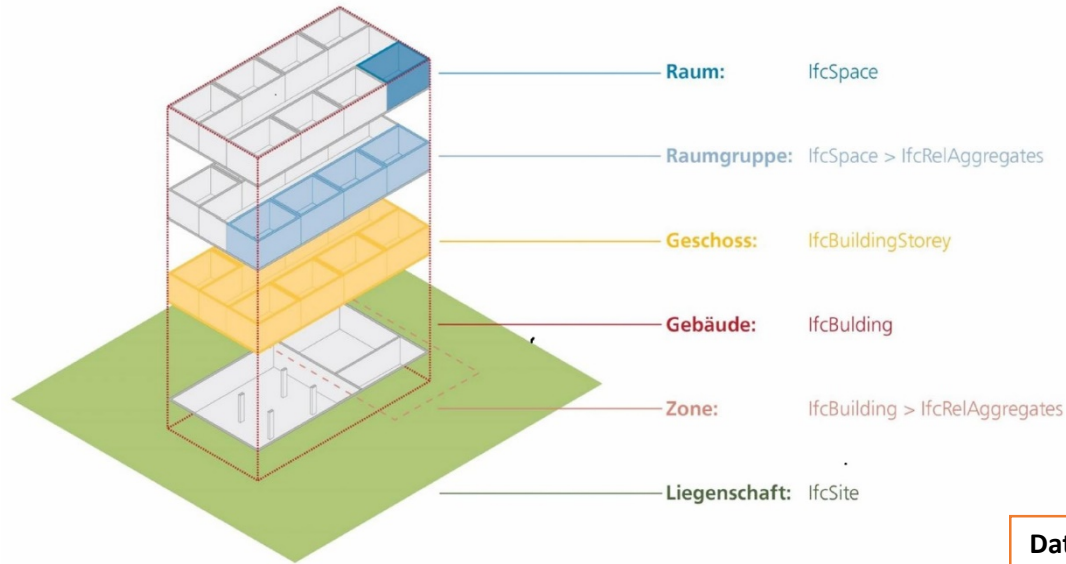
LOI Level of Information



Building Information Modeling (or Management)

Connects all relevant meta data with a geometric element.





Data structure IFC

Quality assurance & coordination

The coordination of architectural, structural and building technological models will be carried out together with you in coordination workshops.

The check for data consistency is performed based on the defined types. In case of deviations between the model and the type data, the type data take precedence. Thus, particular attention should be paid to the tracking of type.

General information & use of the models

From the initial phases of the building project up to tender, graphic details and data will successively be added to enrich the informed 3D model as well as its associated database. We will use the provided models mostly to assess the requirements (target- actual comparison of the order), perform quantity surveying, coordinate the project between architecture, structural engineering and HVACS, and the economical optimisation of building and maintenance.

Data enrichment

Additional information of the components such as U value, acoustic rating, fire rating etc. are entered by specialist in the form of excel lists or directly into the database, based on type. Only after the data has been defined by the specialist should they be taken over in the type components of the architecture model.

For this purpose, it is recommended that libraries with the appropriate types be created, so that the correct values for fire protection, soundproofing and thermal transmission are recorded per type; this reduces the pressure on the draftsmen.

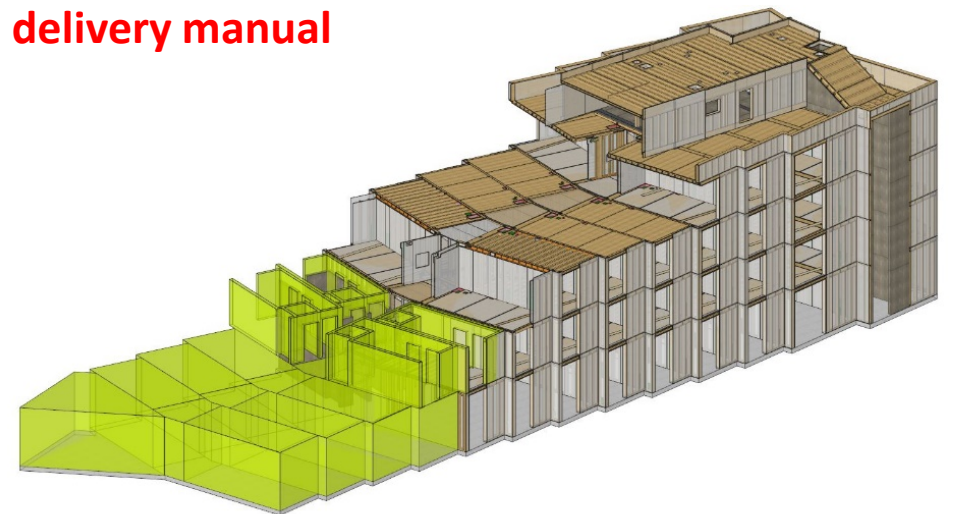
IDM = information delivery manual

Types

Based on the specification from the "IDM initiated/generated by models", the concept of type is used as much as possible. This means that as little information as possible and only as much as necessary is to be stored in the model.

Determining types will be undertaken with you, according to the specific standards of project and practice. It includes:

- Rooms e.g. use/rental area/standard of development
- Type of structure for floor, ceiling, wall, depending on type of construction, e.g. raised floor
- Type of components for windows, doors, prefabricated elements



In general, supplement components with :

Fire Rating according to information from fire protection planners
Thermal transmission value according to information from building physicists
Acoustic Rating according to information from building physicists

Existing building <IFC Space>

Name of building <name> according to **room program/space allocation**
eBKP-H <defined according to project>

Space (outside and inside) <IFC Space>

Room name <name> according to space allocation
Room number <number> according to space allocation
Room use <defined according to project > abbr. SIA416
Requirements according to indications BH/TU
G2.2 type of floor structure <defined according to project>
underlay
underfloor heating
raised floor
cavity floor
dry screed
G4.2 type of ceiling structure <defined according to project>
no false ceiling
cast false ceiling
grid ceiling
metal grid ceiling
acoustic ceiling
F1 type of roof structure <defined according to project>
flat roof with gravel
flat roof greened
flat roof extensively greened
flat roof intensively greened
G2.3 floor coverings <defined according to project>
according to list of materials
G3 wall coverings <defined according to project >
according to list of materials
G4 ceiling coverings <defined according to project >
according to list of materials
requirements according to indications BH/TU

stairs/ramps <IFCStairs>

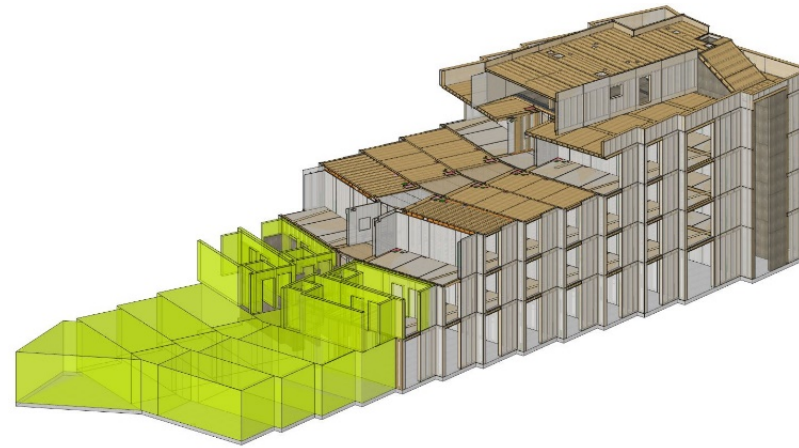
eBKP-H <defined according to project>
C4.2 /stairs and ramps)
Materials/type <defined according to project >
reinforced concrete
timber
steel
prefabricated reinforced concrete components

Property line<IFC Space>

Name of building <name> according to **room program/space allocation**
eBKP-H <defined according to project> Q1

Windows/doors IFCWindows / IFCDoor>

eBKP-H <defined according to project>
E3.1 (external window)
E3.2 (external door)
D4.6 (RWA) G1.4
(interior door)
G1.3 (interior window)
Material/type <defined according to project>
timber
wood/metal mixture
metal
plastic
glass
steel
aluminium
sectional door
inspection cover wall
inspection cover ceiling
inspection cover floor



Auxiliary volumes/others <IFC Space>

eBKP-H <defined according to project>
B6.2 (excavation)
B6.3 (excav. contaminated)
B6.5 (excavation end)
B6.6 (materials installation)
Types of auxiliary volumes <Name>
service spaces
equipment location
access space
usable exterior space (e.g. terraces, balconies, loggias)

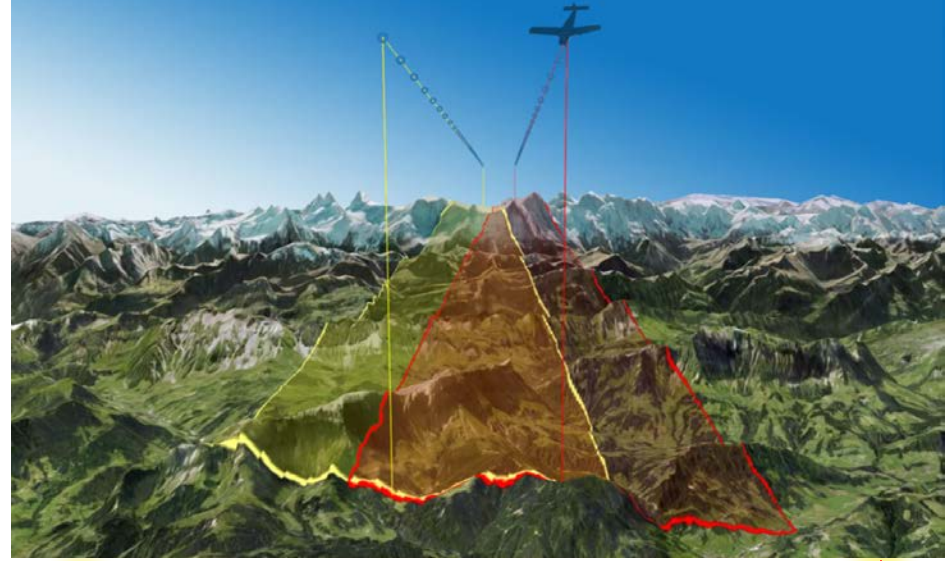
Sanitary objects<IFCSanitaryTerminal>

eBKP-H <defined according to project> Q1
D8.1 (fittings, appliances)
Material/type <defined according to project>
wash stand
wash basin
toilette
urinal
shower
bath tub
gutter
floor drain



BIM to field
Field to BIM

Photogrammetry



Disto handheld distance meter



95	2.690,74	4.651,58	72,87	1.96
160	4.288,40	4.660,96	8,69	37
45	3.257,92	3.001,95	-7,86	-25
25	1.182,00	970,28	-17,91	-21
4	1.075,75	1.042,26	-3,11	-3
20	830,66	976,00	17,50	14
70	2.214,35	910,20	-10,22	-10
45	2.197,76	2.522,66	13,92	30
25	991,95	1.775,25	-19,22	-42
40	1.153,68	1.340,20	16,17	18
25	3.277,66	3.156,25	-3,70	-12
13	1.006,85	1.089,98	8,26	8
40	2.921,50	3.497,60	19,72	57
16	2.378,53	2.623,20	10,29	24
100	888,10	1.279,50	44,07	39
20	1.095,42	1.341,80	22,49	24
15	1.355,36	1.272,62	-6,10	-8
30	999,90	854,55	-14,54	-14
34	2.181,61	2.425,46	11,18	24
10	1.095,93	920,65	-15,99	-17
45	2.680,29	2.863,35	6,83	18
5	1.163,97	1.181,75	1,53	1
90	2.427,40	1.968,75	-18,89	-45
50	861,45	1.050,45	21,94	18
30	904,71	1.196,70	32,27	29
35	1.112,90	1.266,13	13,77	15
15	1.001,84	869,93	-13,17	-13

Scanning



Scanning



Surveying by vectors



Surveying by vectors

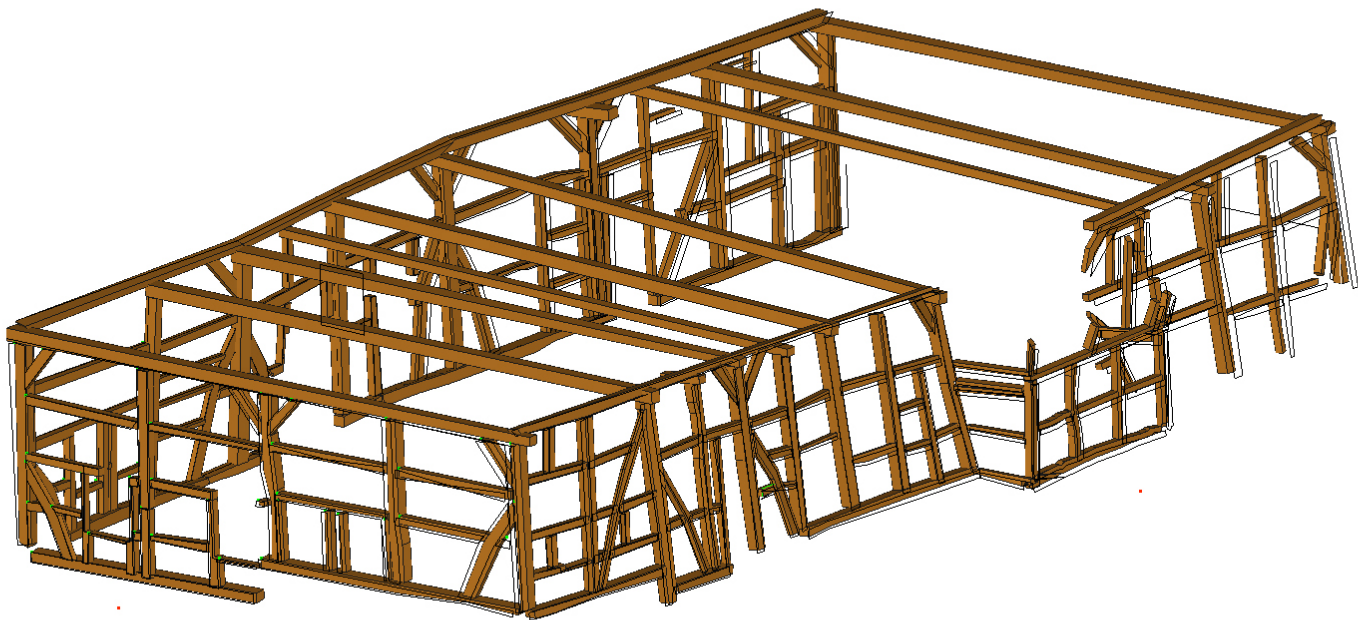


Surveying by vectors

090929 Wallenstedt.3d - cadwork 3D

16.0 User Holz-/Stahlbau HVA H Material unbestimmt Einheit mm Grad

Measurements



The image shows a 3D CAD model of a wooden frame structure, likely a house or a large shed, rendered in a light brown color. The structure is composed of numerous beams and supports, forming a complex, multi-level framework. The model is displayed in a perspective view within a software window. The window title is "090929 Wallenstedt.3d - cadwork 3D". The interface includes a menu bar with "Datei", "Bearbeiten", "Extra", and "Hilfe". Below the menu bar, there are tabs for "User", "Holz-/Stahlbau", "HVA", "H", "Material", and "unbestimmt". On the right side, there is a unit selection dropdown set to "mm Grad". A vertical toolbar on the left contains various icons for 2D and 3D editing, including "Per", "Axi", "V1", "V3", "V2", "V4", "X", "-Y", "Z", "A", "5", "C", "Lasso", "M1", "M5", "M2", "M6", "M3", "M7", "M4", "M8", "M Auto", and "Messen". A right-hand sidebar contains a list of functions with numerical values: "Rückgängig Löschen", "Aktivieren Attribut", "Hinzufügen", "Löschen" (8), "Kopieren" (6), "Verschieben" (5), "Verbinden Gruppe (M)", "Trennen Gruppe", "Strecken" (7), "Modifizieren" (1), "Schneiden/Schweißen", "Hilfslinien" (0), and "Exportieren". At the bottom of the window, there is a status bar with keyboard shortcuts: "(L) Aktivieren", "(M) Gleiten", "(R) Modifizieren", "0 Hilfslinien", "3 Einfügen", "9 Widerrufen". A small notification box in the bottom right corner says "Sie haben eine neue E-Mail".

(L) Aktivieren (M) Gleiten (R) Modifizieren
0 Hilfslinien 3 Einfügen 9 Widerrufen

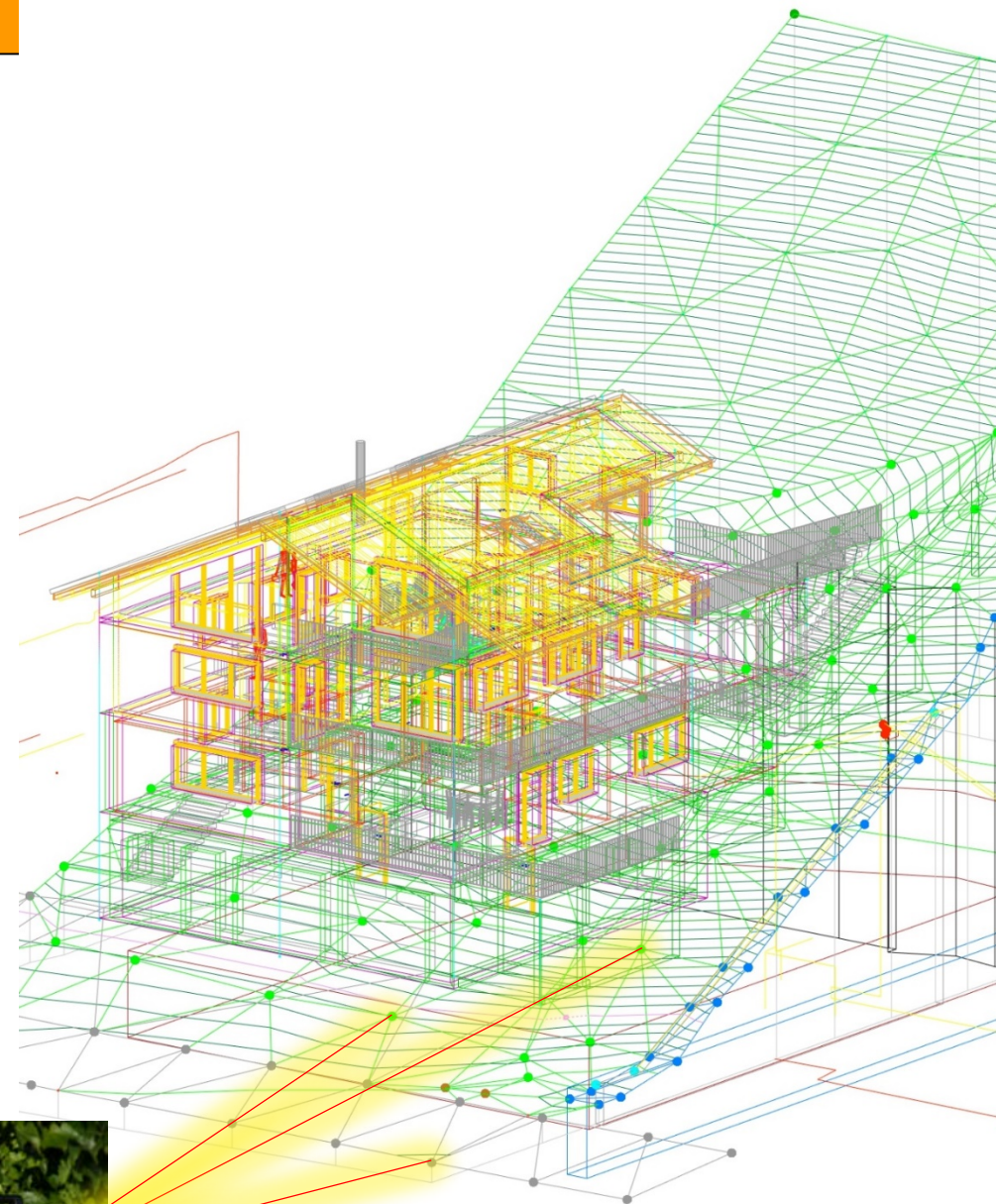
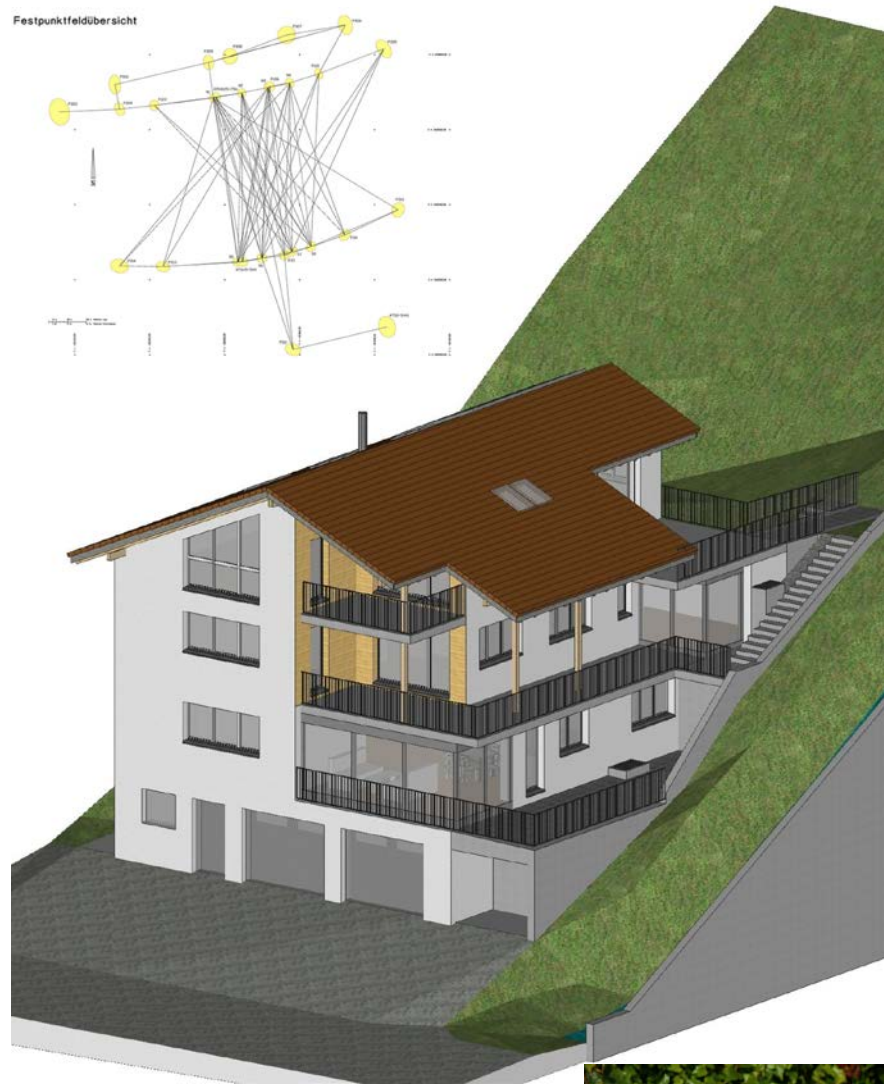
Sie haben eine neue E-Mail

Surveying 3D model projected



Site measuring

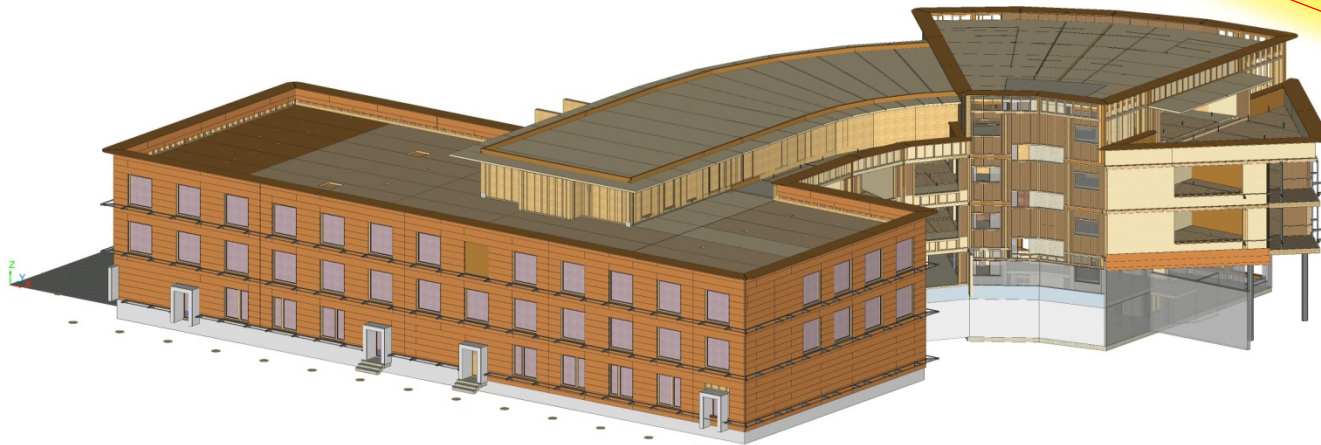
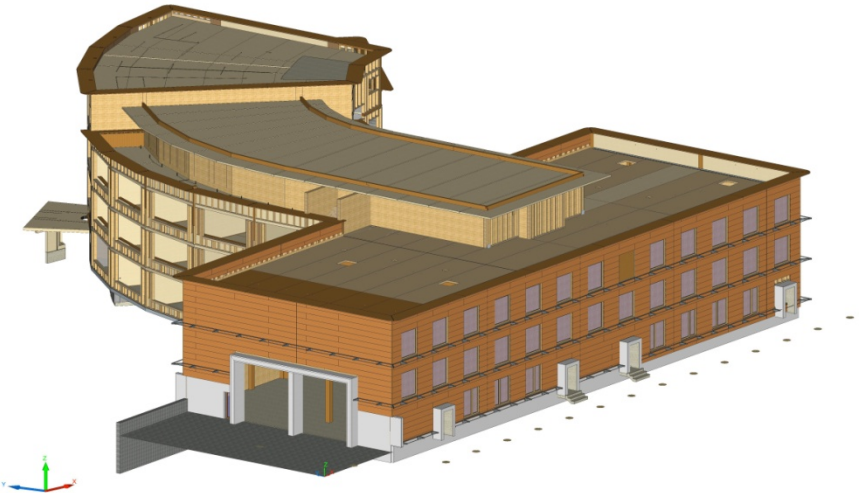
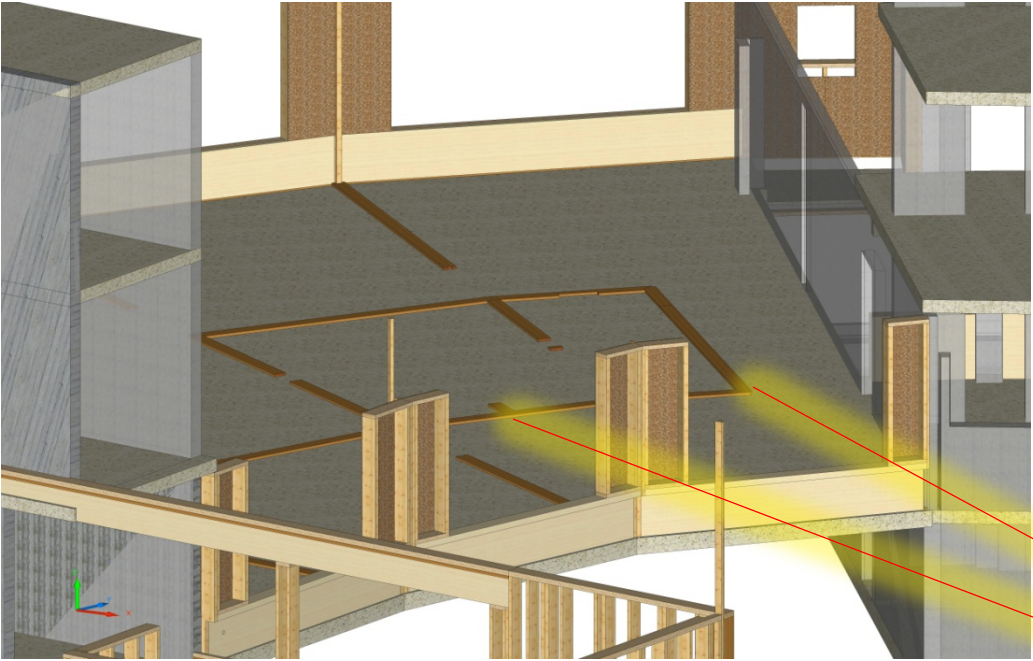
Festpunktfeldübersicht



Stakeout 3D model on site



Stakeout 3D model on site





BIM and CAD/CAM




Säntispark 1986 – by RLC Architekten AG







This is the HP computer used to compute the Sántispark



Lösung der BSB-Verbindung













techno
wood

leitz

techno
wood

Zusatz für
BRAWAND
Grindelwald

Zusatz für
BRAWAND
Grindelwald

LIGRO
TW-Mill E 4000 2U



APPENZELER HOLZ
NATÜRLICHER ELEMENTBAU VON A BIS Z

TW-Fix 4000

WÄSPI

Techno
wood
NAGELI

INNENAUSBAU





just wood....

Shigeru Ban

作品づくりと社会貢献の両立を目指して



Shigeru Ban

作品づくりと社会貢献の両立を目指して



Shigeru Ban
作品づくりと社会貢献の両立を目指して





Shigeru Ban
作品づくりと社会貢献の両立を目指して









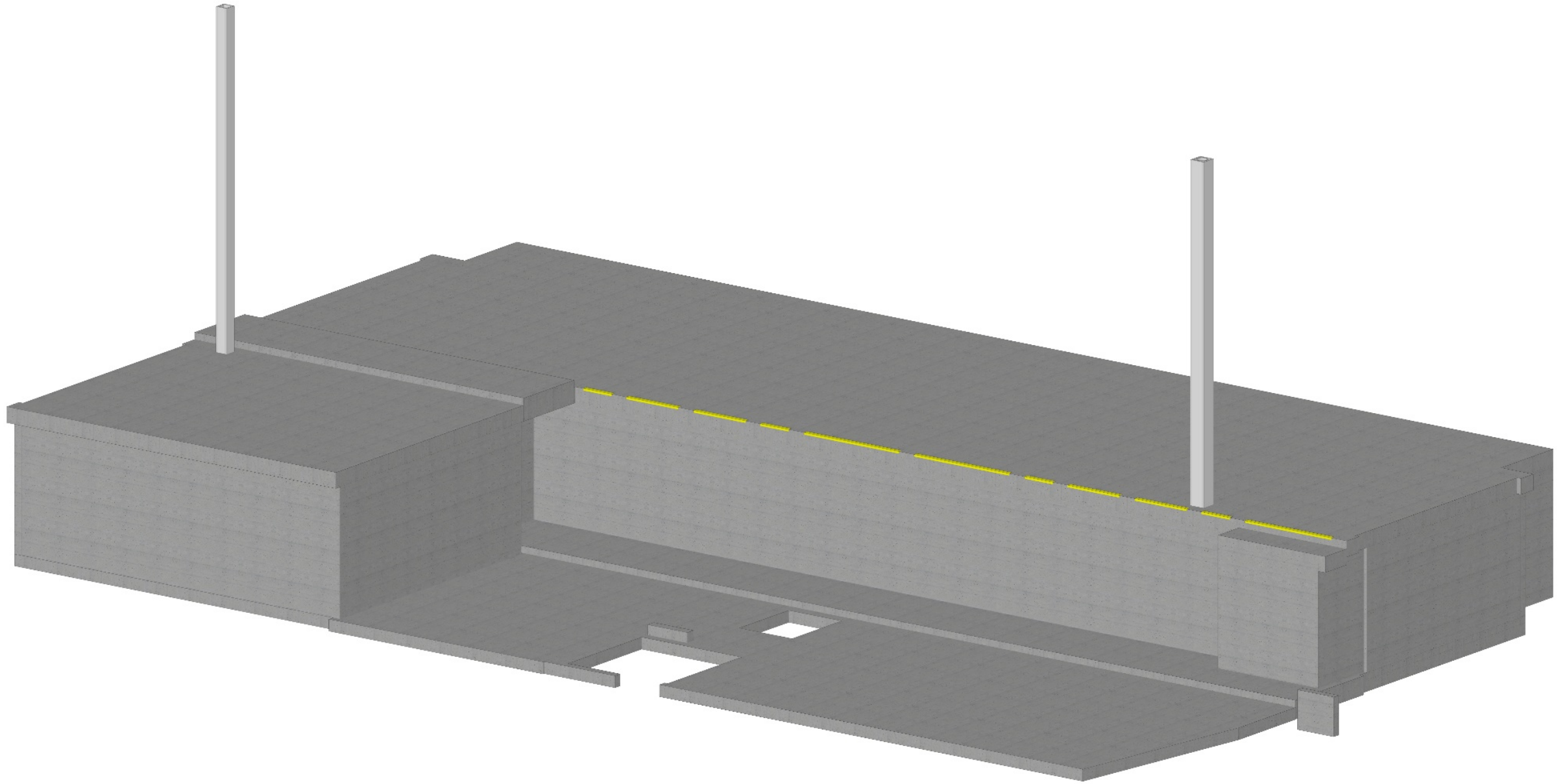


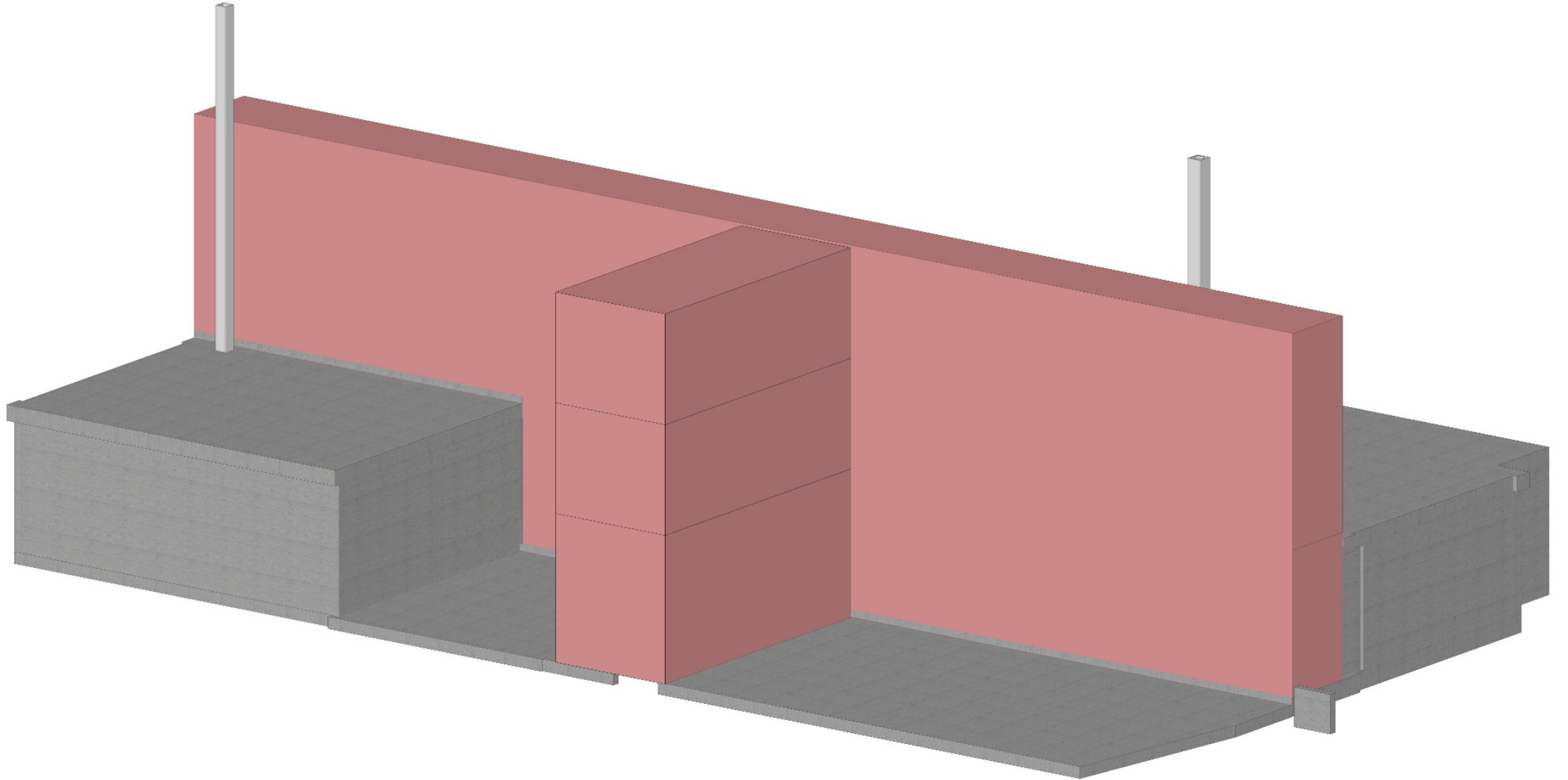


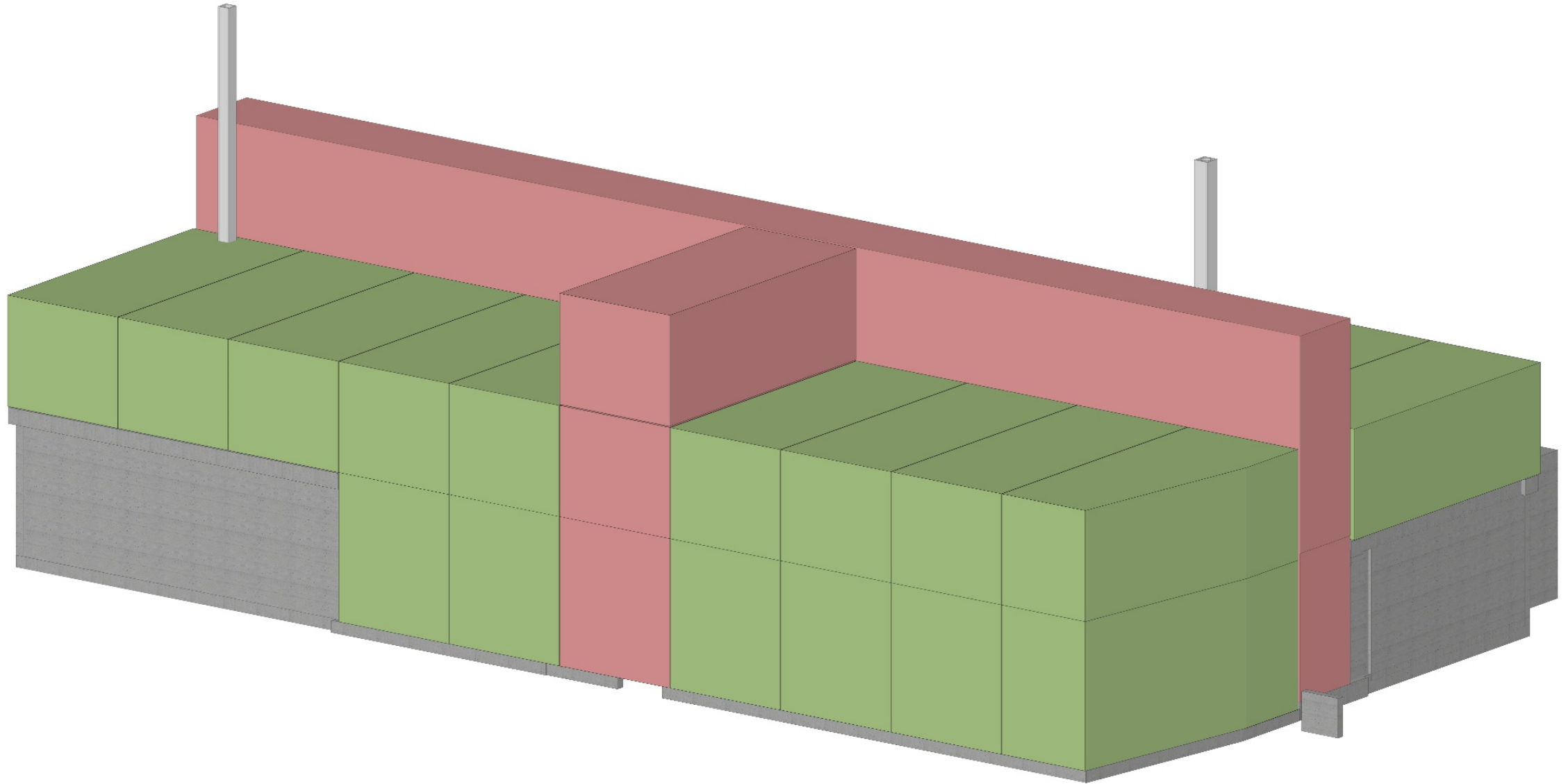


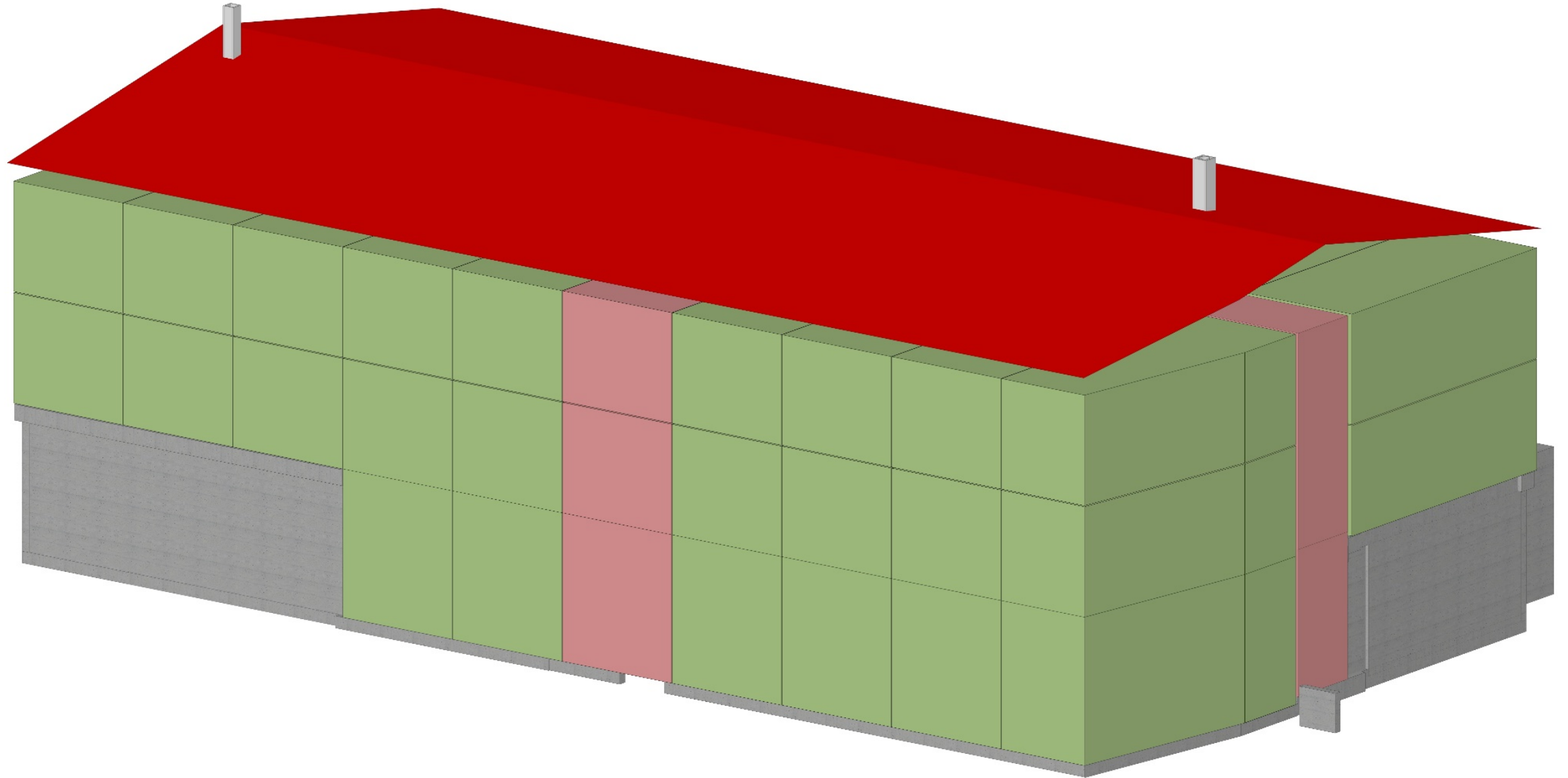


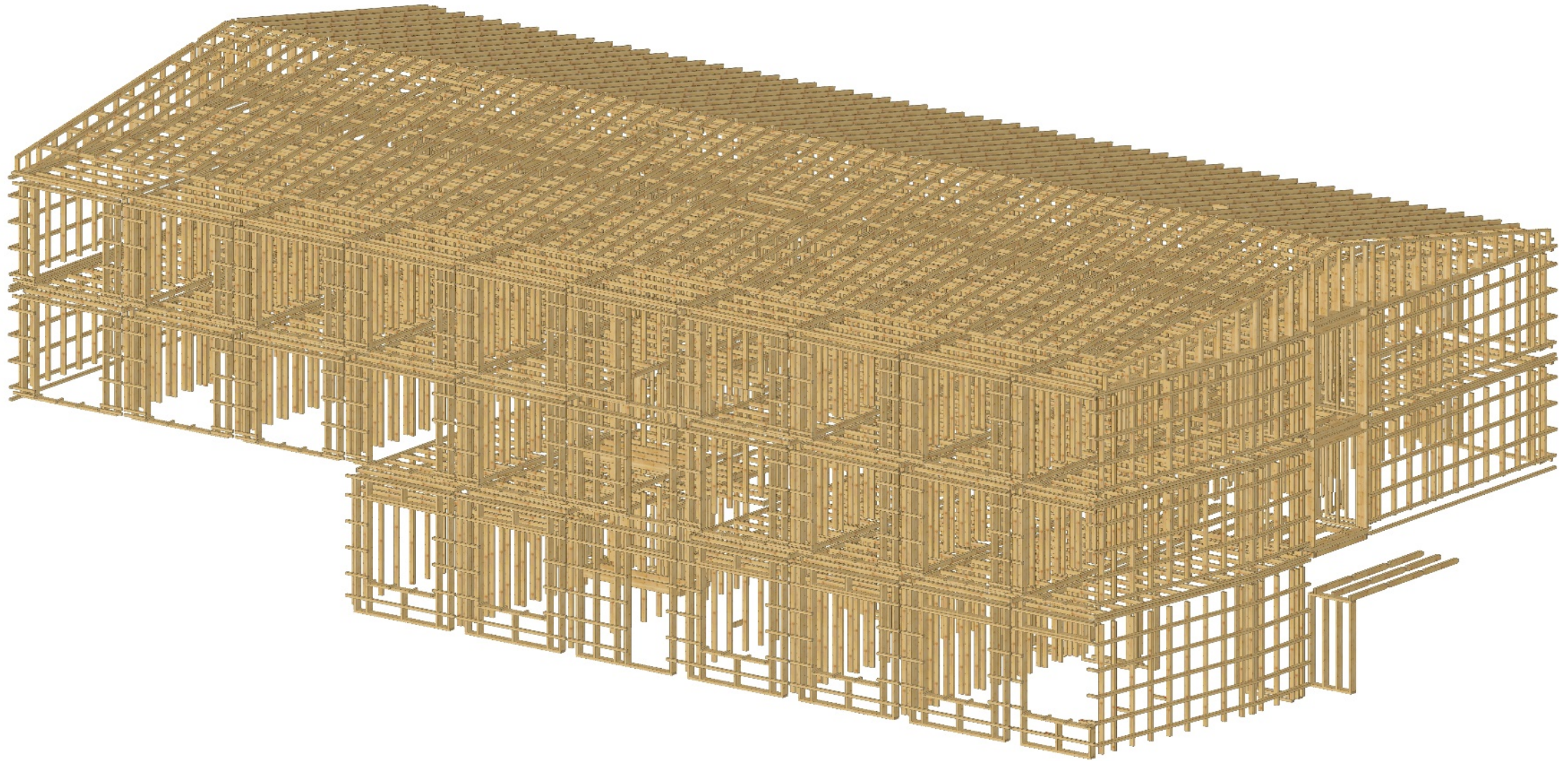
BEVER LODGE















60

60

HIGH STREET

400m







SWISS KRONO
 SWISS KRONO GmbH
 Wittstocker Chaussee 1, 16909 Heiligengrabe
 Tel. +49 (0)33962/69-740 www.swisskrono.de

Qualität - Quality - Qualité - Calidad

SWISS KRONO OSB/3 EN300 15,0 mm

gerichtet / Contifinish / Kanten, Edges, Bords
 sandig / ungeschliffen, umrandet, / Roh, Squares, NB22, T+G2 / NB F4, T+G4
 poné, lijado / non poné, no lijado / Droits, Crudo / R+L2, M&S2 / R+L4, M&S4

Format - Size
 Länge x Breite, Length x Width, / Longueur x Largeur, Longitud x Ancho
3000 x 2500

Stärke, Thickness, / Epaisseur, Grueso
15,0

Stück, Number of pieces, / Quantité, Píeza
30

Auftragspezifikation
 Auftragsnummer / Leistungsklärung/DoP-Nr. / Prof. Datum / Palettennummer
 1570868 / KDE_098-3_CPI_2016_039 / 13.09.2016 / 19 / 20
 2023334

Kunde: **KUNDENLAGER - FICHTE**

03150U03000250011

0020004418104

CE 04 1034 EN 13986
 EPD
 PEFC

AW 159
AW 159
AW 159


ERNE
 50,1018,100
 Läng x Breite, Length x Width
 Bauart: 1-0G
 Montagebohrung: FA 010
 Gewicht: 0,103 t

ERNE
 50,1018,100
 Läng x Breite, Length x Width
 Bauart: 1-0G
 Montagebohrung: FA 010
 Gewicht: 0,103 t

ERNE
 50,1018,100
 Läng x Breite, Length x Width
 Bauart: 1-0G
 Montagebohrung: FA 010
 Gewicht: 0,103 t

Datum:
 Endkontrolle:





Navigate

Determine directions to something or someone

Track

Follow the path of something or someone



Locate

Find the position of something or someone

Manage

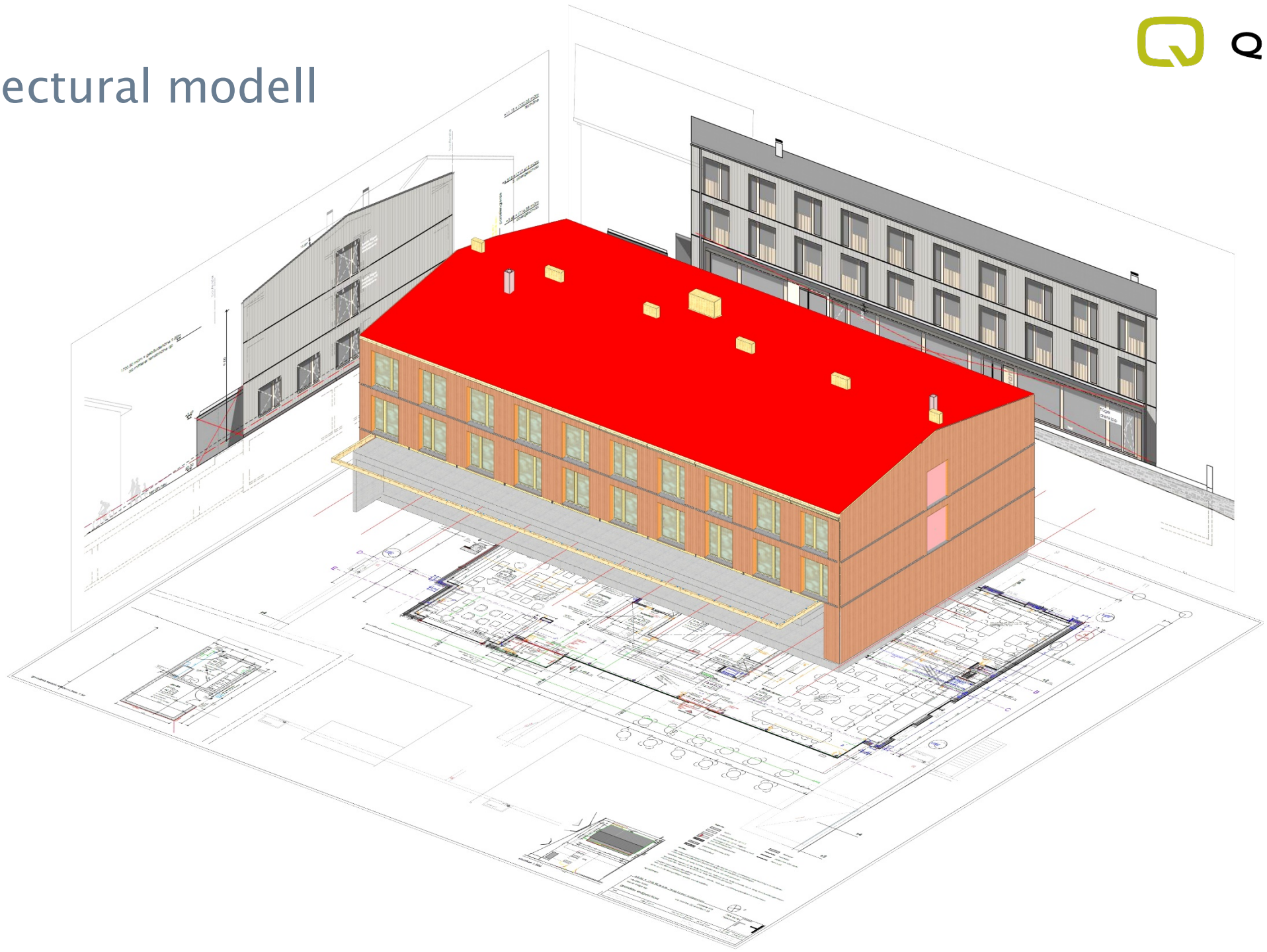
Manage proximity using data fusion



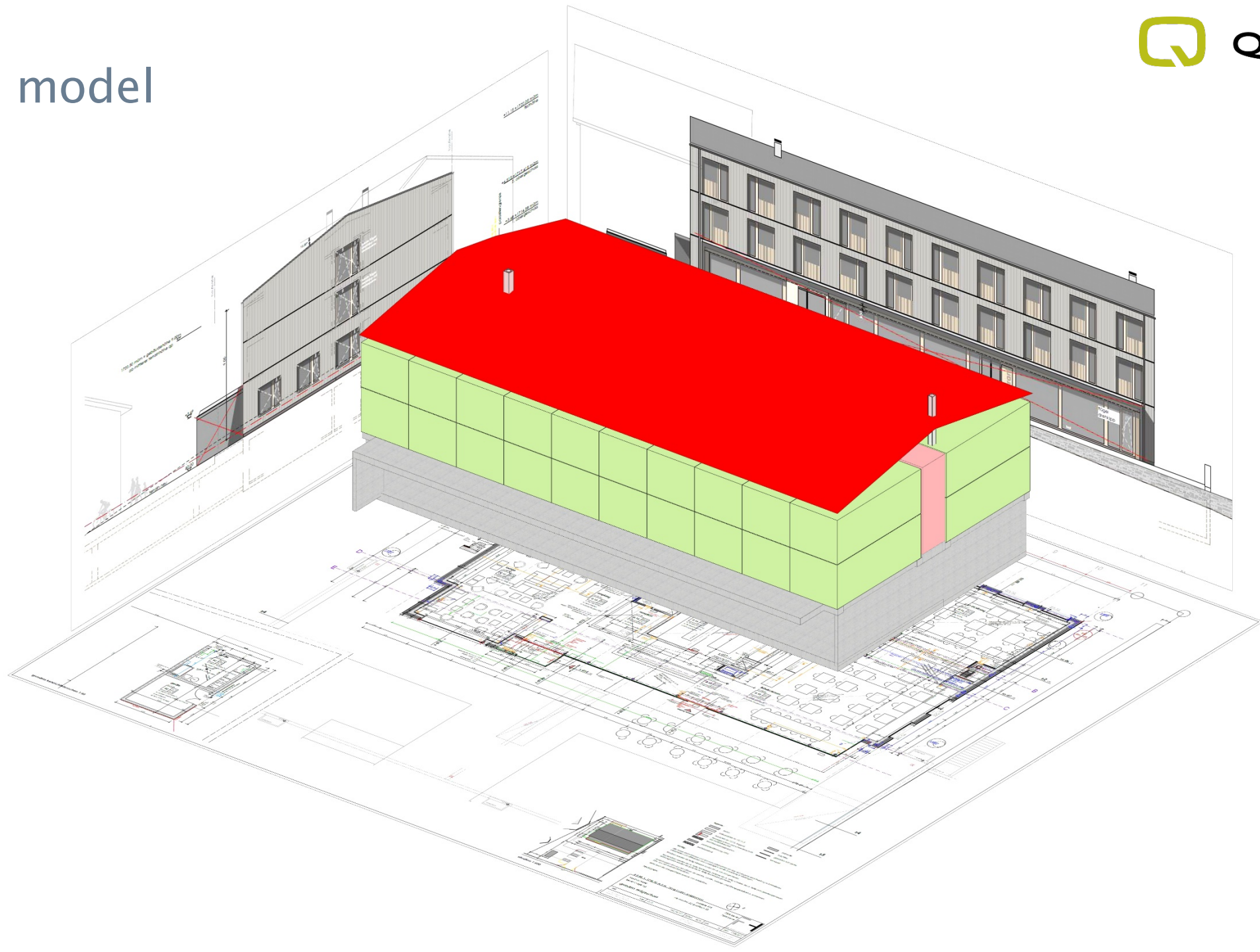


BIM and HVACS

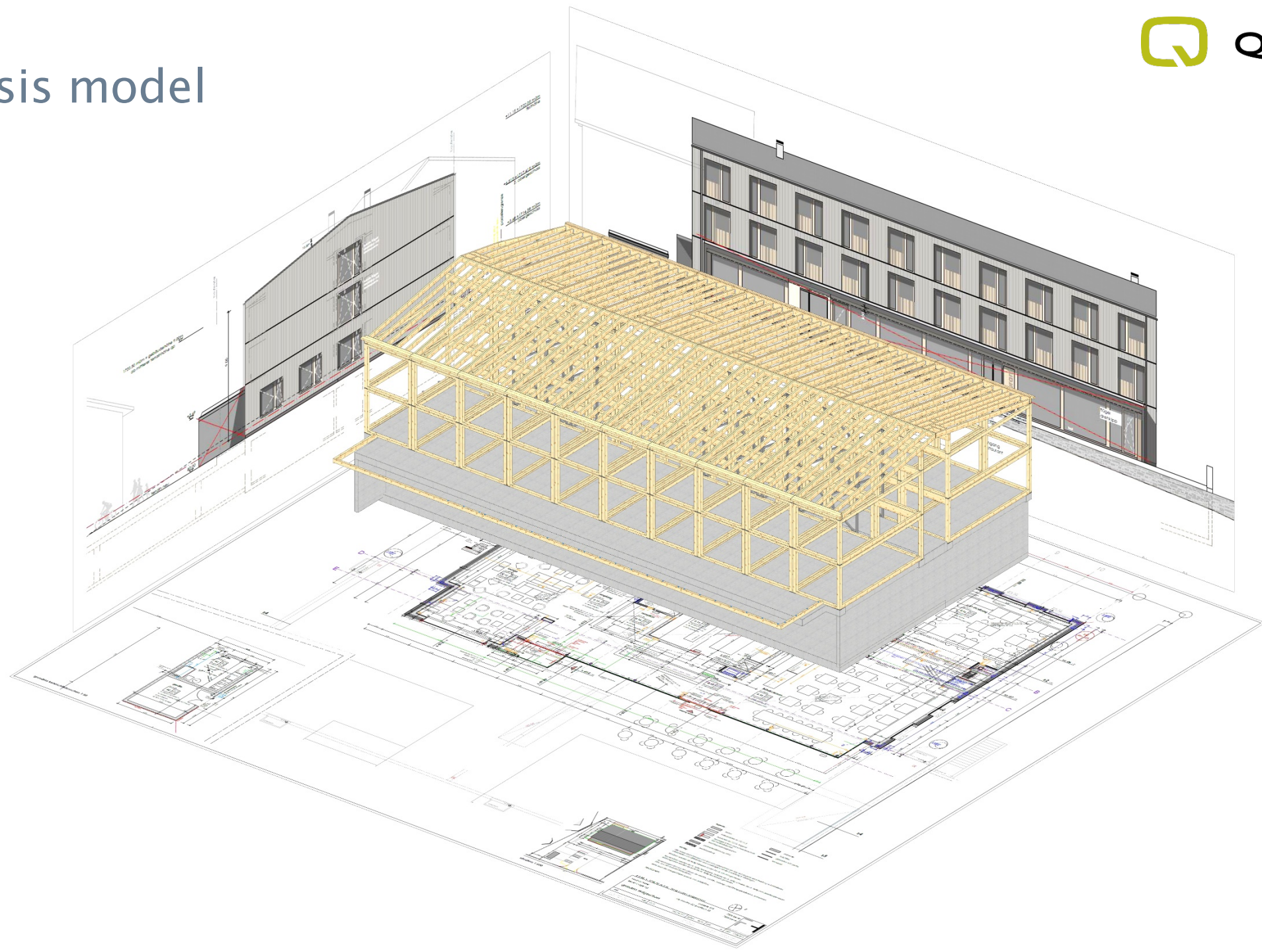
architectural modell



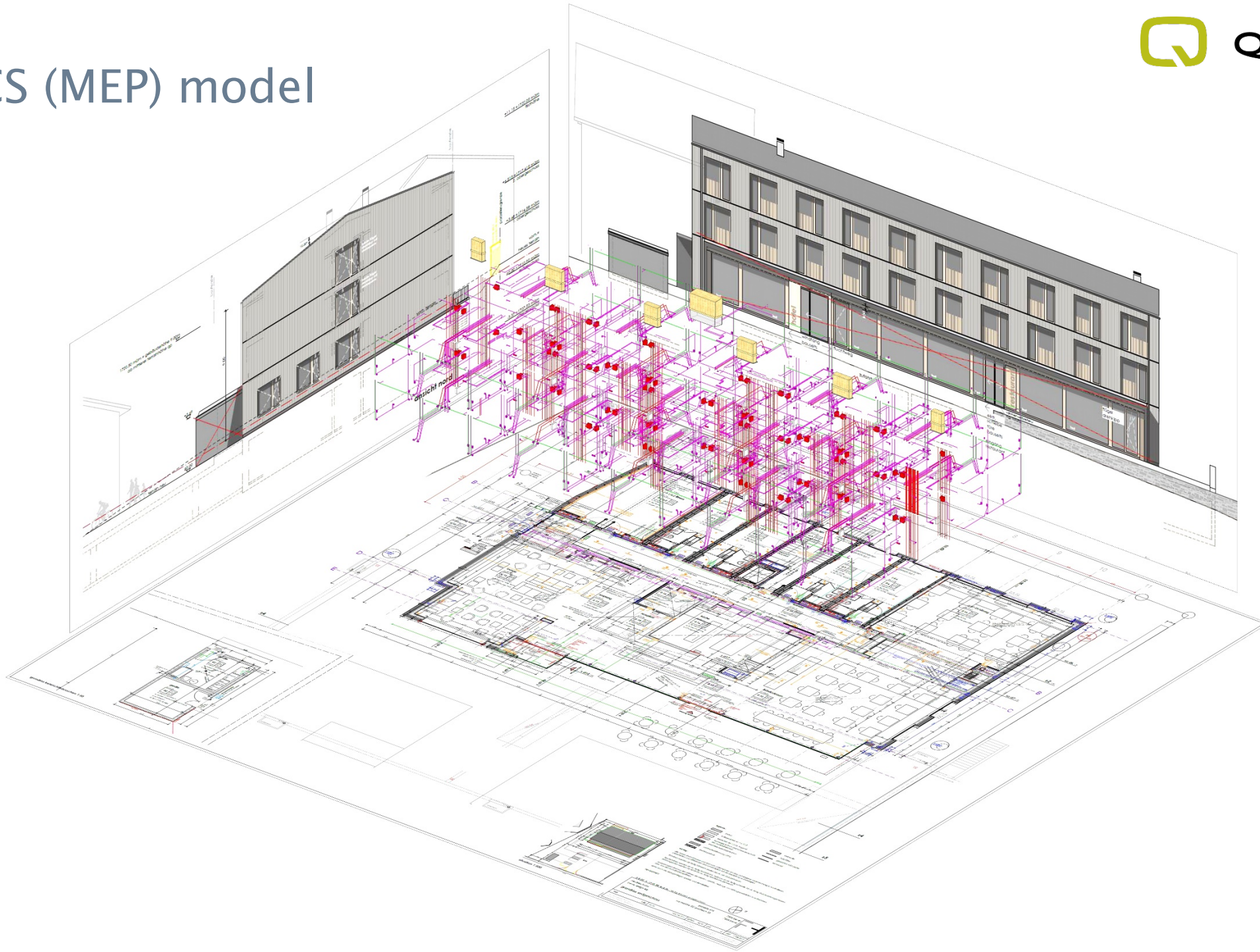
space model




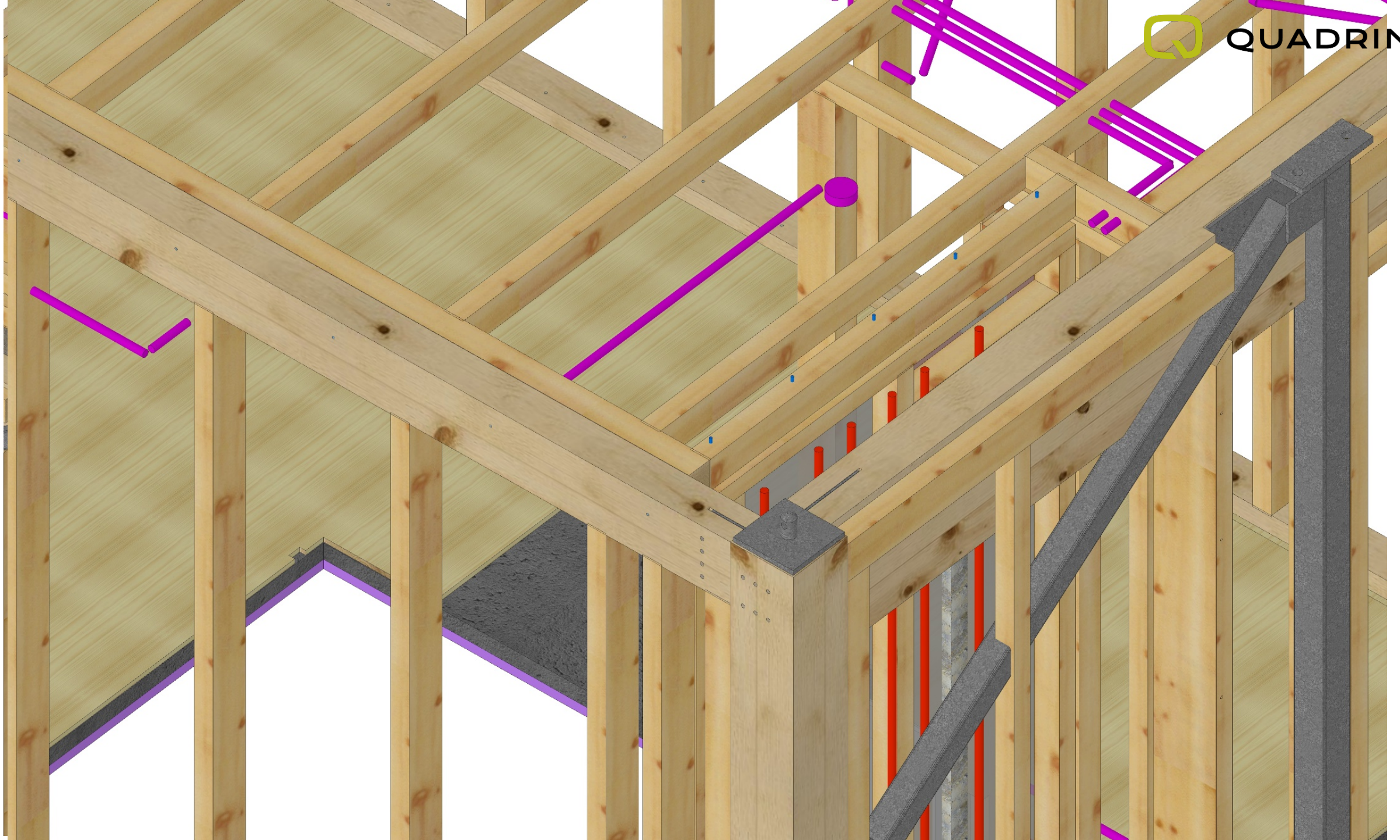
analysis model



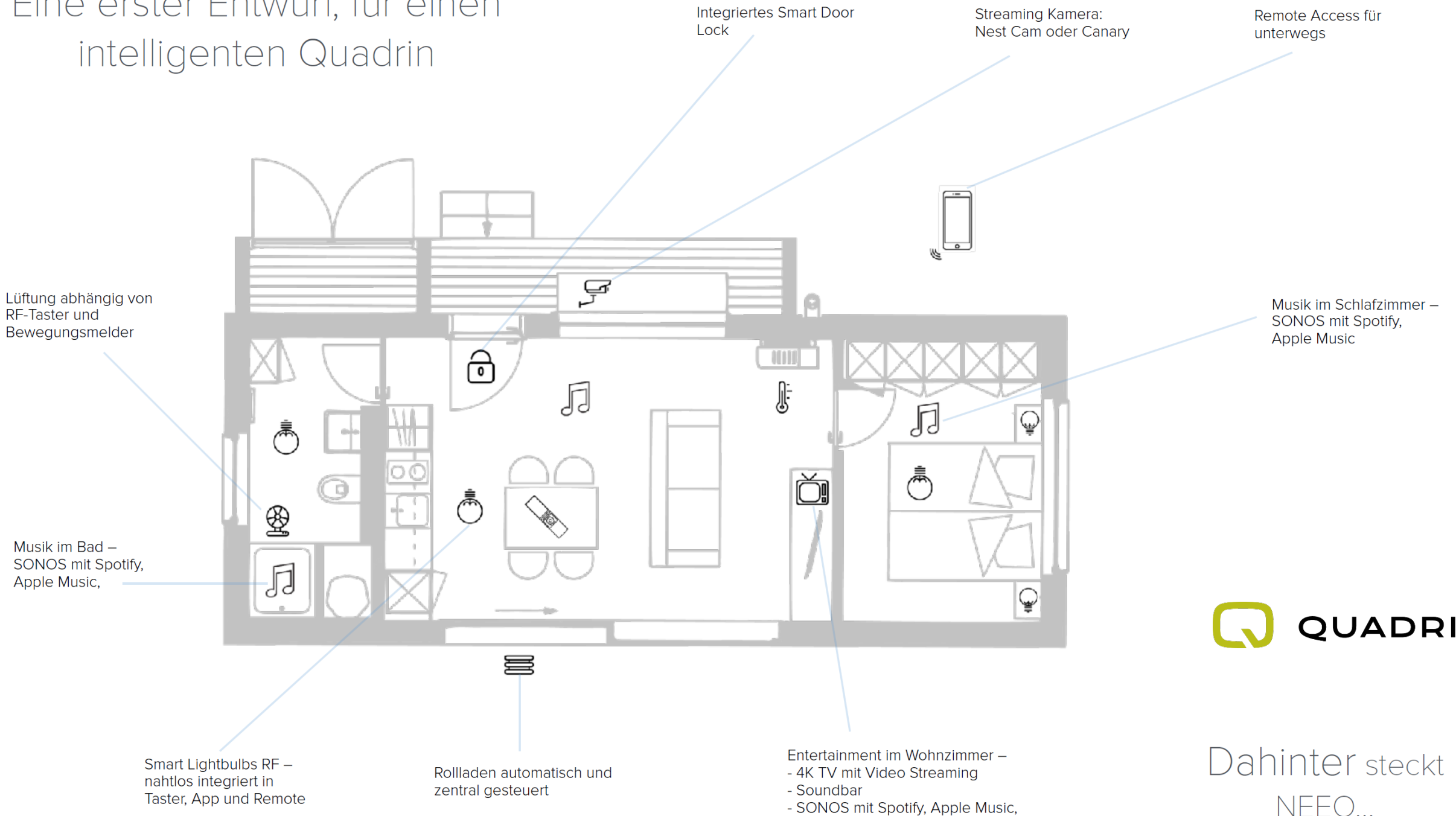
HVACS (MEP) model







Eine erster Entwurf, für einen intelligenten Quadrin



Dahinter steckt
NEEO...

light



HVACS



electricity



Music/TV




The NEEO Brain

- Die Intelligenz hinter der Remote
- Verbindet und kontrolliert über 60'000 Devices
- Kommuniziert über Bluetooth, WiFi, Z-Wave, ZigBee, 6LowPan und Infrarot
- Automation 24h im Hintergrund, auch wenn App oder Remote ausgeschalten sind
- Kann das 'Gehirn' des Quadrins werden



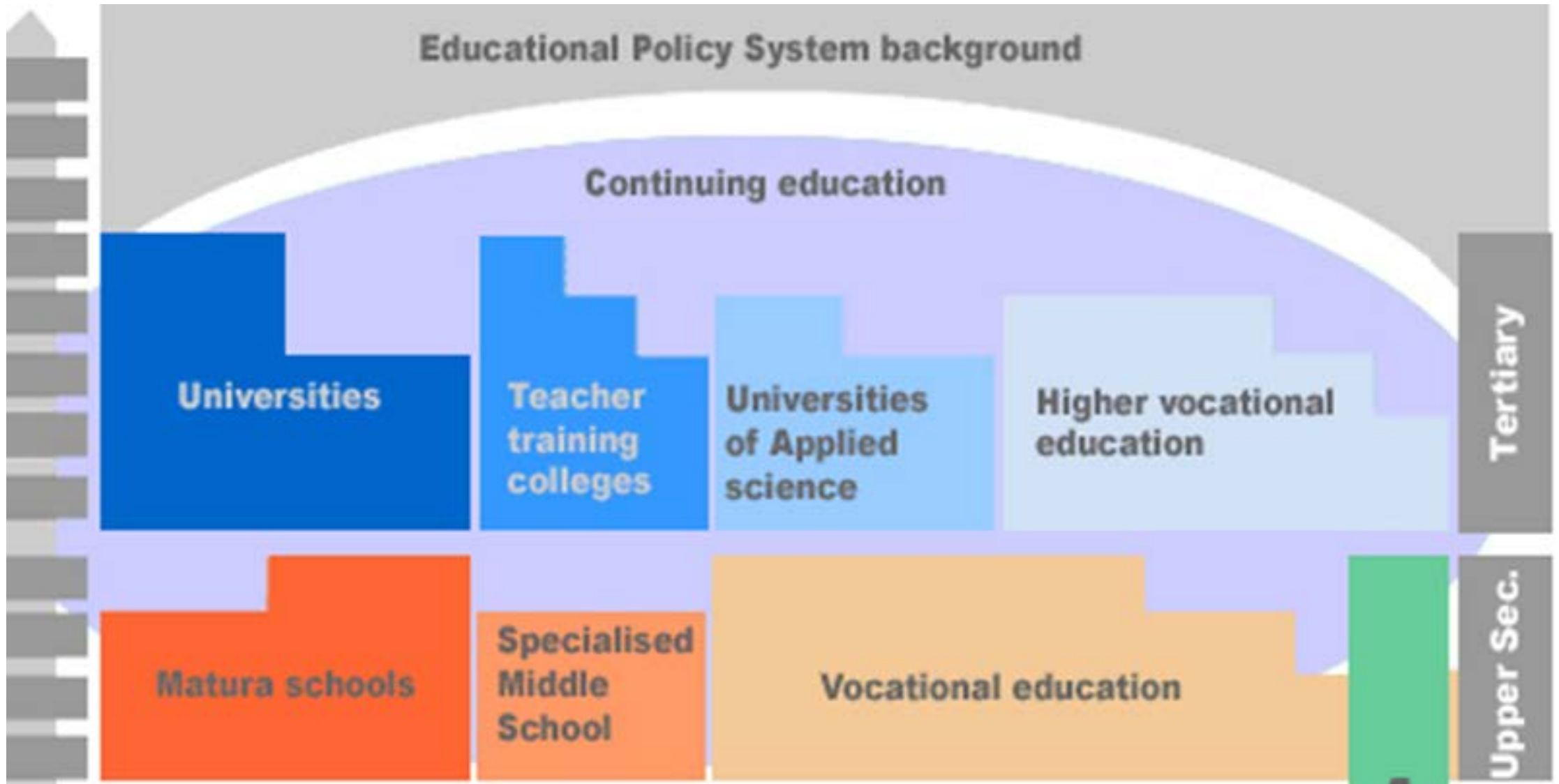
Science City
Bern University of Applied Sciences





Bern University
of Applied Sciences

The Swiss educational system



New challenges



Methodology / Didactics / Agogics



Generation Z



Technology <-> Handcraft



Finances



Politics / Lobbying / Cooperations



Generation change

Bachelor degree courses

- Bachelor of Arts in Architecture
- Bachelor of Science in Wood Engineering
- Bachelor of Science in Civil Engineering



Masters degree courses

- Master of Arts in Architecture
(in cooperation with the University of Applied Sciences Western Switzerland)
- Master of Science in Engineering
(in cooperation with seven Swiss Universities of Applied Sciences)
- Master of Science in Wood Technology
(in cooperation with the University of Applied Sciences Rosenheim, Germany)



Focal points

Specialisation Complex Timber Structures – CTS



Bern University
of Applied Sciences

1. Multi-storey Timber and Hybrid Structures



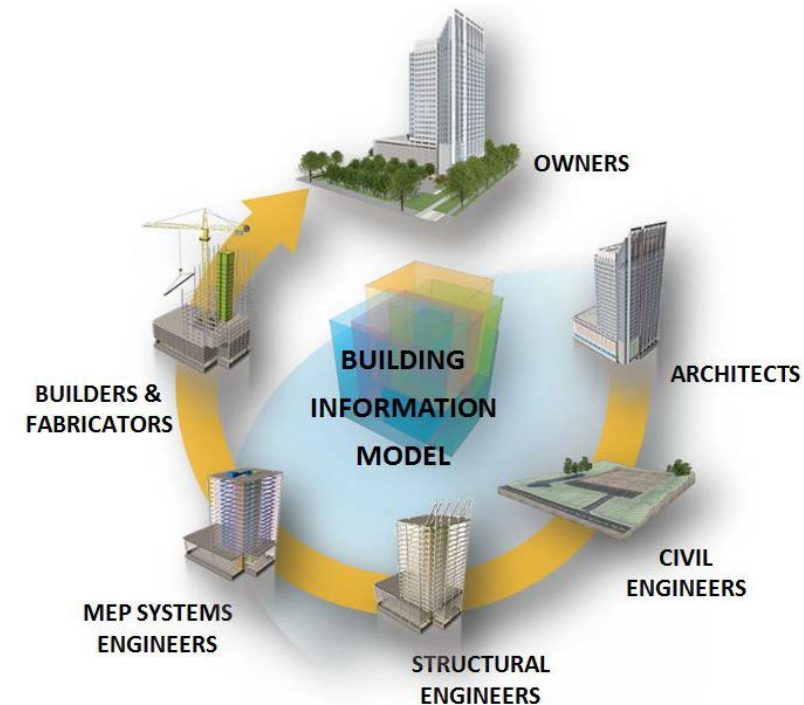
Left: design of a 30 storey building by the kanadian Architect Michael Green

2. Complex Timber structures



Middle: Shigeru Ban the new SWATCH Headquarter in Biel

3. Building Information Modeling (BIM)



Right: Source www.cooperindustries.com

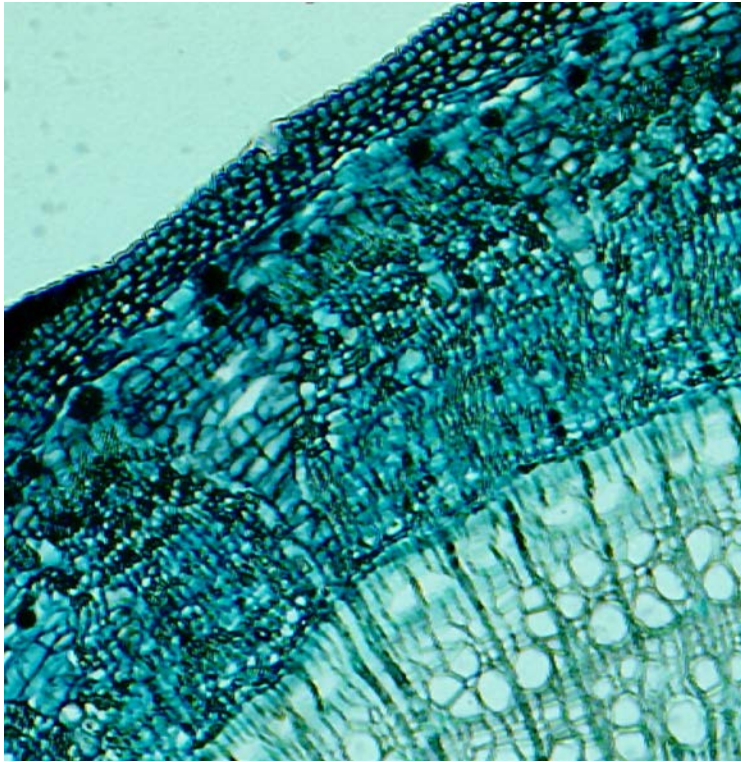
Research and Development

3 Institutes of Bern University of applied sciences



Bern University
of Applied Sciences

Institute 1: Materials and Wood Technology



Institute 2: Timber Construction, Structures and Architecture




Institute 3: Urban Development and Infrastructure




teaching Researchers – researching Teachers

Applied sciences



Idea: reinforced high performance posts (beech instead of concrete)









FachWerk

76 Nord

ARNOLD
ENERGIE & TELEKOM
Ein Unternehmen der HAW

Für dieses Projekt haben wir
449 Franken bezahlt. Um
uns bekannter zu machen.
Das über 2000 zu mehr
Das ist das Ziel.

ARNOLD
ENERGIE & TELEKOM
Hochspannung HS
→

FachWerk

P
Mit Parkkarte 5
abrechnen




BEER HOLZBAU AG

GERSAG


Fabr. Nr. 101128/02
10t
Baujahr 2016








ORIGEN
LA TORRE BABILONICA
MUSEUM ZUR BAUHÜTTE
OFFEN DI-SOVON 10-17H







Berner Fachhochschule
Haute école spécialisée bernoise
Bern University of Applied Sciences



Thank you very much for joining us

► Malmö, Swedish Wood